

Residential Air Conditioners CATALOGUE 2026

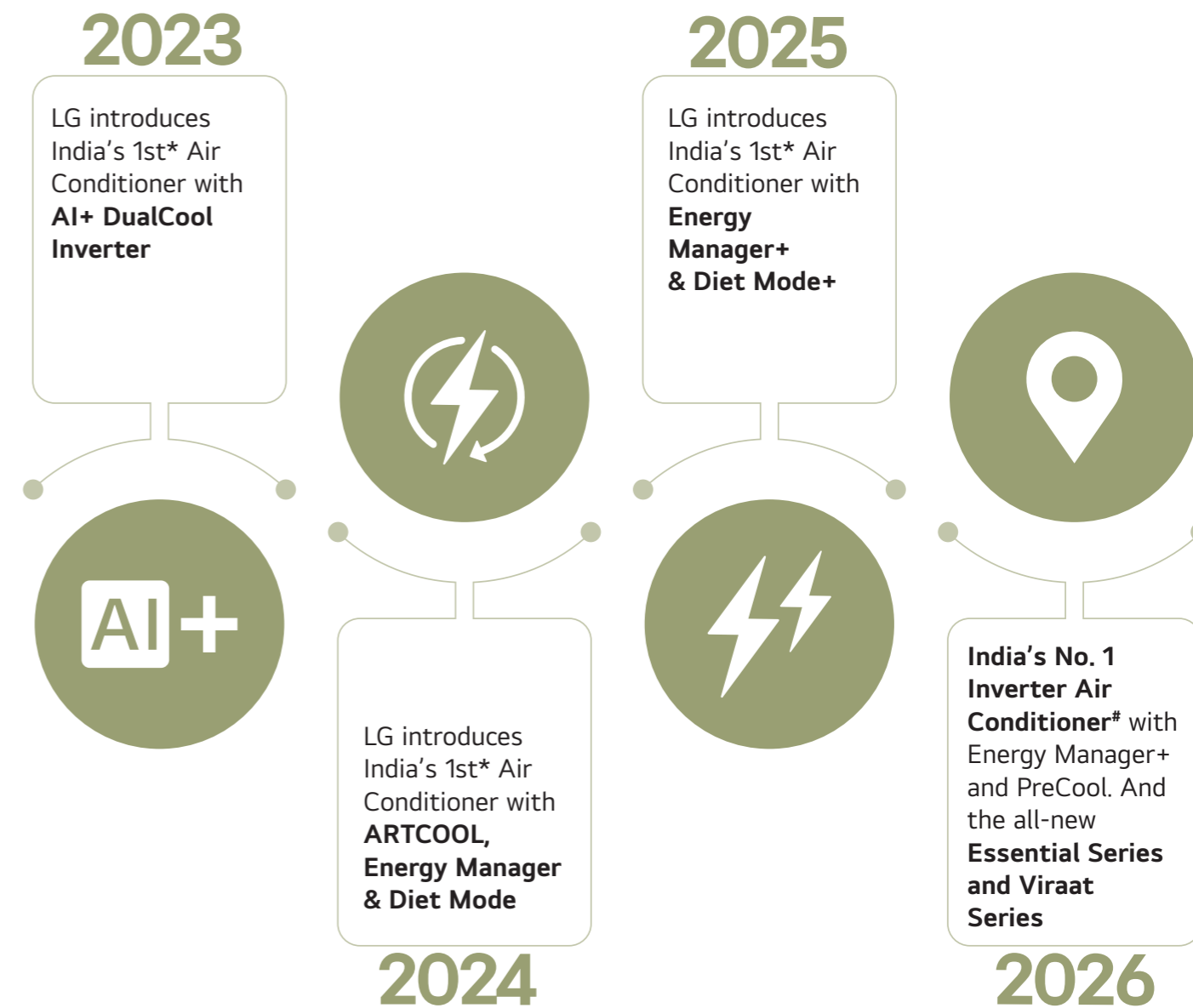
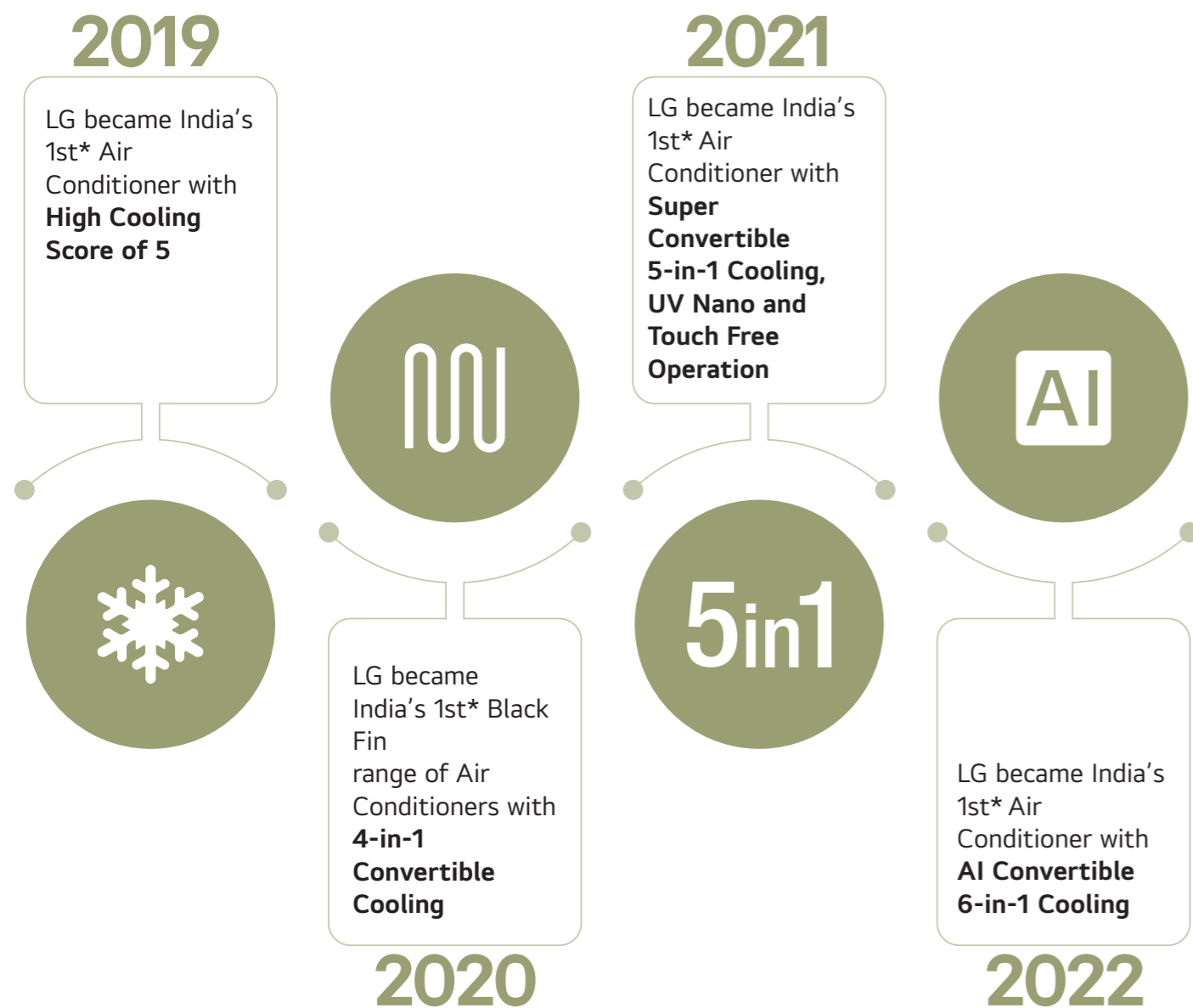


LG Dual Inverter Cools Better

An Introduction

Innovation drives progress, and LG has consistently leveraged it to transform the Indian Air Conditioning market. When the industry stagnated with outdated offerings, LG revolutionized the space by introducing inverter technology, securing a dominant position in the inverter AC market. Continuing its legacy, LG launched the AI+ DUALCOOL Air Conditioner, equipped with features like a DUAL Inverter Compressor, AI Convertible 6-in-1 Cooling, and Wi-Fi functionality to deliver intelligent, energy-efficient cooling.

In 2025, LG introduced India's first Energy Manager+ ACs, giving users smarter control over energy consumption and electricity bills. In 2026, LG continues to be India's No. 1 Inverter AC brand, elevating comfort with LG PreCool, which remotely switches on the AC based on a preset GPS distance. The cooling innovation has now expanded into two new ranges - the Viraat Series, engineered for effortless cooling of large spaces with a bigger outdoor unit, and the Essential Series, thoughtfully designed for the everyday needs of Indian homes.



With DUAL Inverter Technology, LG Electronics India, as leaders of Inverter Air Conditioners, has raised awareness towards energy efficiency and optimum cooling performance. In the era of optimum energy usage, LG DUALCOOL Inverter AC offers maximum energy savings, faster cooling and complete safety, through AI+ Convertible 6-in-1 Cooling and Touch-Free Operation.

*First Introduced and Launched by LG in the respective years.
#Based on third party report.

Plus Points of Innovation

Adding Inspiration to Our Range

The revolutionary range of LG DUALCOOL Air Conditioners creates a positive impact with unseen, unheard features and benefits, offering a balance of differentiation and value to our customers.



P

PERFORMANCE



LG's one-of-a-kind DUAL Inverter Compressor known for faster cooling, more savings and almost noiseless operation.



AI+ deep learning air conditioning for appropriate cooling, sensing room condition and usage pattern.



AI (Artificial Intelligence) one touch air conditioning for appropriate cooling sensing room condition.



AI Convertible 6-in-1 Cooling with logic that automatically governs various parameters for perfect cooling.



Increase cooling capacity up to 124%* that provides instant cooling for maximum user comfort.



Engineered to cool even in extreme temperature up to 55°C.



100% Hi-Grooved Copper Pipes for faster cooling and longer life.

L

LONG LIFE



A corrosion resistant coating for increased durability of your LG Air Conditioner.



Anti-corrosive Ocean Black Protection for exceptional durability of indoor unit.



10-Year Warranty on compressor for increased efficiency.



5 Year Warranty on PCB & Motor for long-lasting durability.



Advanced range of stabilizer free operations that prevents voltage fluctuation and adds to your savings & safety.



Low Gas automatic detection, notification and shutdown.



Safety sensors at every step of operation for high durability and ensures a stable operation.

U S

USER CONVENIENCE



Diet Mode+ in LG Air Conditioner consumes energy as minimum as 25% i.e. consuming as less as 310W[^] only.



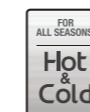
Ensures completely silent operations with just the press of a button.



Powerful 4-Way Swing for uniform airflow and ventilation.



Cooling larger spaces faster and easier with larger skew fans and wider outlets.



LG's Hot & Cold Air Conditioner delivers comfortable air throughout the year.



Super Silent functioning while delivering the most comfortable cooling.

S

SMART




Automatically switches on the AC when you're within a pre-set GPS radius.



Keep a check on your LG Air Conditioner's energy consumption anytime, anywhere.



ThinQ Smartphone connectivity for effortless Touch-free operation & control.



Hassle-free control with Amazon Alexa* or Google Assistant* in App & AI speakers.



Smart Diagnosis™

Troubleshoot your AC through your smartphone, with easy solutions and quick diagnostics.

H

HEALTH



Get clean and bacteria free indoor unit with zero hassles through frozen evaporator cleaning.



Special filter coated with Cationic Silver Ions for 99.76% virus filtration & up to 99% bacteria cleansing.



Unique Monsoon Comfort Technology efficiently controls the room temperature, airflow and humidity.



Eliminates bacteria through constantly drying up the heat exchanger, that also helps keep off bad odor.

*124% Capacity Claim from actual rated capacity. May vary from model to model from 108% to 124%. Above data is based on testing done at standard conditions, actual consumption can vary as per environmental condition & room size.

Images shown are for reference only, actual product may vary. Data shown in catalogue is based on test condition conducted in controlled environment. The result may vary under different environment. Meant for reference purposes. T&C applied. *Google Assistant & Amazon Alexa are trademarks of their respective companies and the services are provided by them. LGEIL shall not be responsible for any change/removal regarding those services. ^Calculation is based on the model AS-Q18TNXE or similar model.



How It Works?

LG Inverter Air Conditioners have Variable Tonnage Technology which adjusts the cooling as per the user's requirement by automatically controlling the compressor speed. It automatically increases the cooling capacity to give faster cooling till the desired temperature is reached and reduces the tonnage thereafter, to provide energy savings.



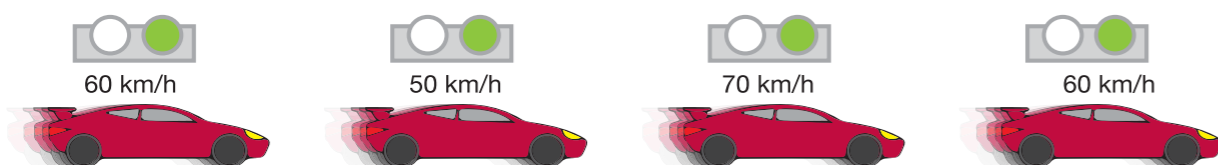
Inverter Technology

Innovation at Work

LG Inverter Air Conditioners feature Variable Tonnage Technology and sensor-based operation, reducing energy consumption while delivering faster cooling. Powered by technologies pioneered by LG, each Air Conditioner is designed to provide an exceptional experience and enhance your quality of life with maximum savings, and unmatched comfort. Step into the future with LG DUAL Inverter Air Conditioners.

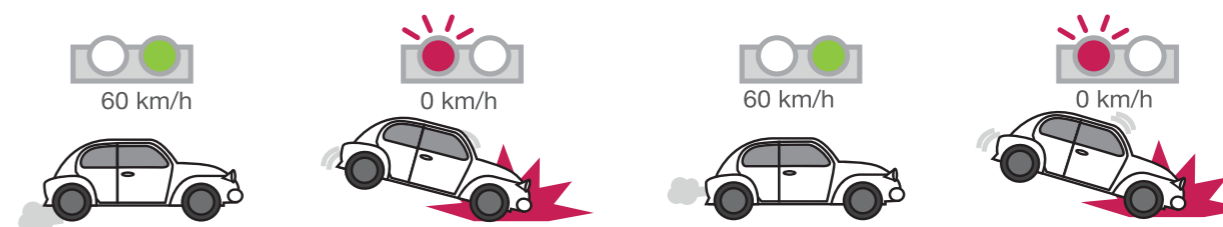
Inverter

Efficient energy management by keeping the motor running at varying speeds.



Non-Inverter

Excess consumption of energy due to frequent Stop/Start of motor.






How It Works?


LG Air Conditioners with the DUALCOOL Technology have Varied Speed Dual Rotary compressors with wider rotational frequency range. Dual Rotors inside the compressor function in tandem to ensure faster cooling and more efficiency as well as drastic reduction in noise and vibration levels. It constantly adjusts the compressor's speed to maintain desired levels of temperature and assured savings – both power and electricity bills.


LG DUALCOOL Technology

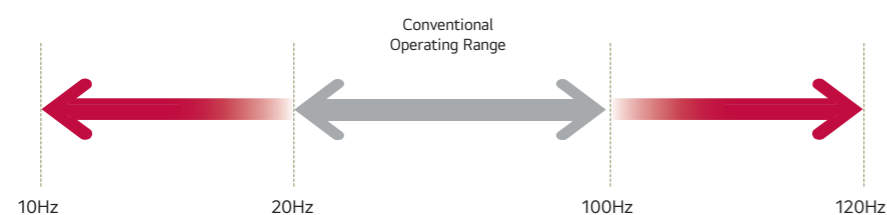
Redefining Innovation

LG Air Conditioners with DUALCOOL Technology come equipped with Varied Speed Dual Rotary compressors, which offer a wider rotational frequency range. In our endeavor to redefine the air conditioner category, this technology provides a unique air conditioning solution that stands in a league of its own. With faster cooling and greater energy savings, it achieves a level of efficiency that leads the way forward.

 Power-Saving Operating Range

 High-Speed Cooling Range

 **MAXIMUM EFFICIENCY & COOLING**
Dual Inverter COMPRESSOR



Benefits

- Faster Cooling**
 The speed and performance of the compressor is faster and more powerful, allowing the Air Conditioner to cool faster than conventional ones.
- Maximum User Comfort**
 The speed of DUAL Inverter Compressor is constantly adjusted and varied to maintain the desired temperature with minimal fluctuation.
- Reduced Operating Cost**
 DUALCOOL Technology minimizes energy loss and keeps the efficiency levels high to provide the most powerful Air Conditioning.
- Low Noise**
 LG's unique skew fans along with the DUAL Inverter Compressor enable its Air Conditioners to function at extremely low sound levels ensuring peace and comfort.



How It Works?

AI+ technology is based on deep learning, which requires input to generate a target output and adapts itself based on changing trends. It operates in two steps. In the first step, the AC senses and monitors the user's environment, load, and usage, then sends this data to the server. In the second step, the algorithm programming adjusts the AC's cooling and fan speed settings accordingly to ensure maximum comfort.

Senses Your Lifestyle to Cool You Better

Lifestyles have evolved significantly over the years, and so have technologies. However, what remains constant is the emphasis on care, comfort and convenience for consumers.

AI+ with its revolutionary technology and advanced sensing mechanism, understands your environmental conditions, lifestyle habits, and usage patterns to adjust the cooling accordingly. This ensures you can experience the optimal comfort and convenience your lifestyle deserves for an extended period.

Benefits

- Understands user preferences and extends comfort accordingly.
- AI+ Technology controls cooling capacity and fan speed, helping to elevate cooling and reduce noise discomfort.
- AI+ Technology remembers your preferred temperature during operation.

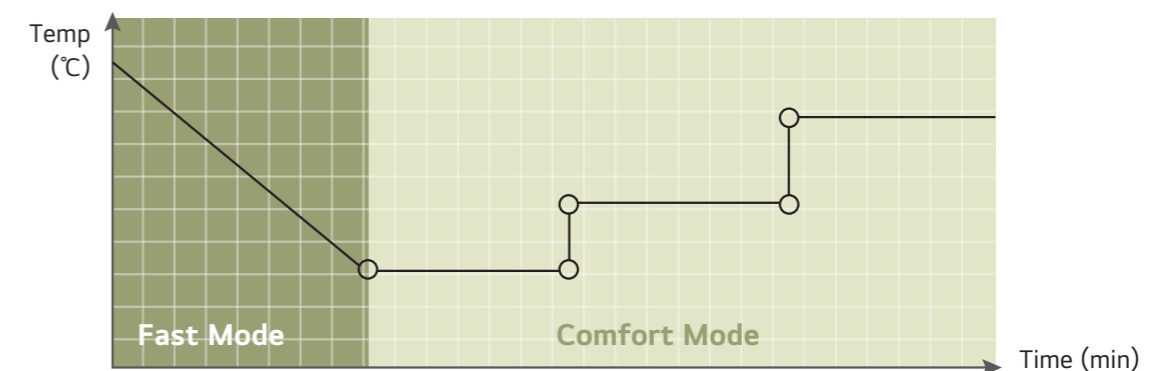
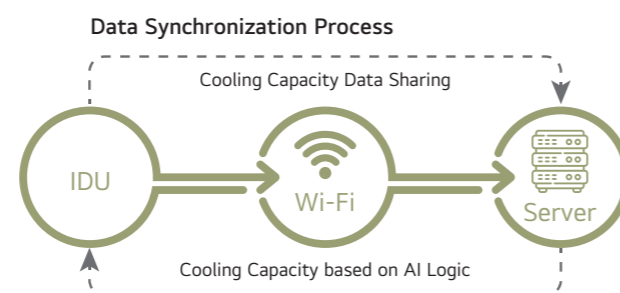
1. Server collects data from different sources through IDU Wi-Fi and stores unlimited data

2. All captured details will be processed at the backend to determine ideal capacity and fan speed. This activity will enhance comfort duration by analyzing two consecutive temperature preference by user.

A. User Preference


B. Environment Load

Data Collection Process





AI DUAL Inverter



How It Works?

The AI Dual Inverter predicts not only the appropriate cooling capacity, but also senses room conditions, and it chooses the required fan speed, vane position and temperature settings.

AI Dual Inverter takes LG's Unique Technology that has Varied Speed with Dual Rotary Compressors to the next level. Existing LG's Dual Inverter Air Conditioners with Variable Tonnage Technology are now smarter with the addition of Artificial Intelligence. This series of AI Convertible ACs have top of the line features such as 4 Way Swing and Viraat Mode Cooling.

Benefits



Artificial Intelligence (AI Convertible)

One touch Air Conditioner monitors the requirements for best cooling and controls all aspects of the Air Conditioner.



4 Way Swing*

Air Swing plays an important role in uniform air circulation and brings down the temperature as per the requirement. 4 Way Air Swing does it uniformly in every nook and cranny of the room.



ADC Sensor

Safety sensors and parameter checks are integrated to enhance robustness and ensure safety at every step of operation. This design makes the AC highly durable, secure and capable of maintaining stable performance.



Viraat Mode

Increase cooling capacity up to 124%* that provides instant cooling for maximum user comfort.



Convertible

With LG's convertible range of ACs cooling capacity can be changed by user at any point of time as per requirement and usage of AC.



Dual Rotary Compressor



Artificial Intelligence (AI Convertible)



VIRAAT Mode



4 Way Swing*



Convertible



ADC Sensors

*124% Capacity Claim from actual rated capacity. May vary from model to model from 108% to 124%. Above data is based on testing done at standard conditions, actual consumption can vary as per environmental condition & room size. #May vary from model to model.

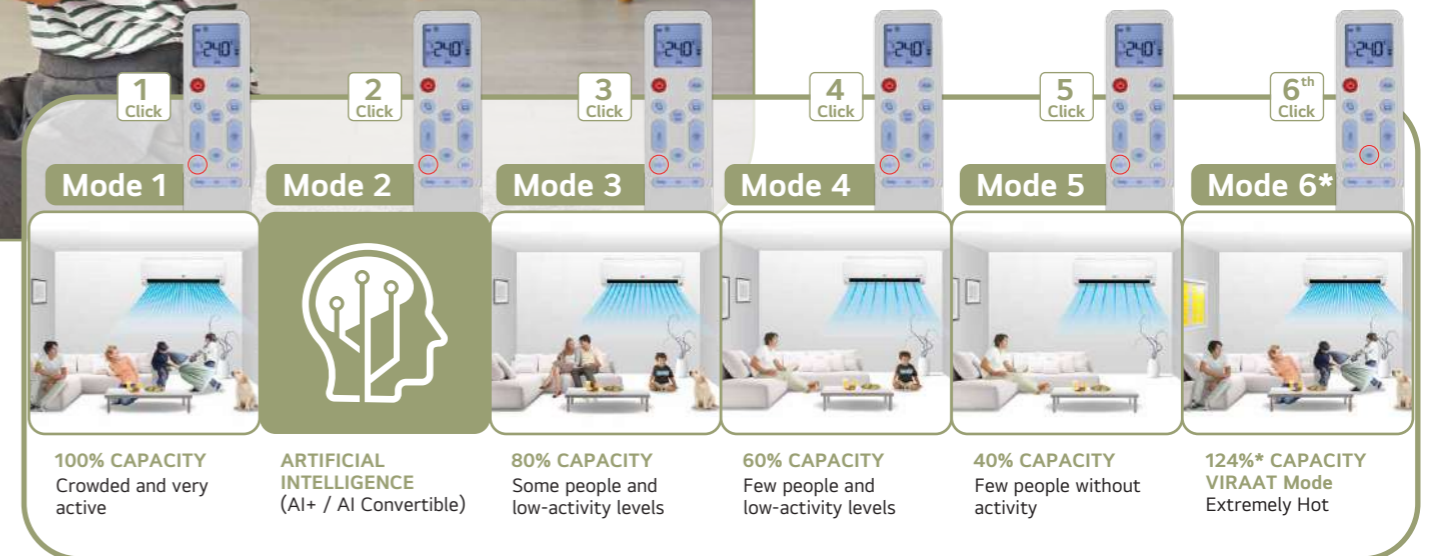


AI Convertible 6-in-1



How It Works?

Achieve perfect cooling effortlessly with AI Convertible 6-in-1 technology. It offers flexibility to adjust cooling capacity as per user's comfort. The AI mode with inbuilt sensors, automatically optimizes temperature, fan speed and cooling modes best suited for the users.



Leading Innovations That Become Inspirations

Over the years, technology has enhanced our lives and the world we live in. Modern innovations have paved the way for faster, more convenient, high-powered, and multi-functional devices, which in turn make our lives easier, faster, and better.

But when it comes to offering the best of both the world - convenience and efficiency, LG has proven its prowess once again. With the introduction of AI+, greater savings and minimal human intervention have become a reality, all while maintaining optimal cooling. Not only that, but AI+ is also capable of creating customized cooling profiles for each family, based on their usage patterns and environmental conditions.


	Cooling Capacity	Fan Speed	Temperature	Time
Mode 1	100%	User has to set on the basis of requirement		Until User Changes
Mode 2	AI+ / AI Convertible	Selected as per AI+ / AI Logic		AI+, AI Logic
Mode 3	80%	User has to set on the basis of requirement		Until User Changes
Mode 4	60%			
Mode 5	40%			
Mode 6	VIRAAT (124%)*	Max	18°C	Infinite Time

Cooling Capacity				
Segment	Series	Rated	Range Min-Max.	Viraat Mode
0.8/2 Star		2930	520 ~ 3200	3200(109%)
1.0/3 Star		3345	520 ~ 3700	3700(111%)
1.0/4 Star		3500	520 ~ 3950	3950(114%)
1.0/5 Star		3500	520 ~ 3950	3950(114%)
1.5/3 Star		4400	800 ~ 5000	5000(113%)
1.5/3 Star	Bheem	5000	950 ~ 5500	5500(110%)
1.5/3 Star	Viraat	5300	1300 ~ 6000	6000(113%)
1.5/4 Star		5000	800 ~ 5800	5800(116%)
1.5/5 Star	Viraat	5100	1500 ~ 6300	6300(124%)
2.0/3 Star		6300	1800 ~ 6800	6800(108%)

Benefits

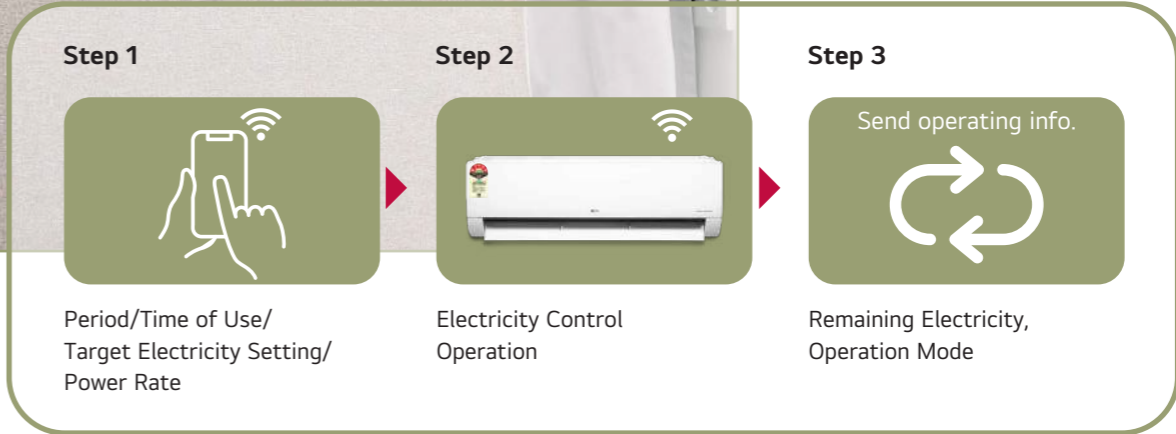
- AI and deep learning air conditioning for optimal cooling by sensing room conditions and usage patterns.
- AI logic automatically adjusts various parameters to ensure perfect cooling for the user.
- Increases AC capacity when needed for faster cooling using Viraat Mode.
- Multiple step-down modes allow for variable cooling capacity based on requirements, helping to save electricity.
- No need to change the AC when shifting to a larger or smaller room.

*124% Capacity Claim from actual rated capacity. May vary from model to model from 108% to 124%. Above data is based on testing done at standard conditions, actual consumption can vary as per environmental condition & room size.



How It Works?

With a tap on the ThinQ App, you can set a target electricity bill based on your area's per-unit cost. Energy Manager+ analyses your AC's usage history and recommends realistic operating hours and consumption levels. Once activated, it runs a **one-time energy-saving** operation that optimizes compressor usage to help you stay within your target. While active, "EO" appears on the indoor unit.



Air conditioners consume significantly more electricity than most household appliances, such as washing machines and refrigerators. As a result, customers often face high electricity costs due to usage patterns, higher per-unit rates, and associated taxes. Many worry about the rising electricity bills from AC usage but struggle to find effective ways to manage energy consumption.

With **Energy Manager+**, you gain complete control over your electricity bills by using insights from your usage history to optimize your LG Air Conditioner's energy consumption. This innovative feature helps prevent unexpected electricity charges, giving you complete peace of mind.

Example

Period: 7 Days Usage Per day: 8 hours Target Electricity: 100kWh

Time Flow	Daily Electricity Control (kWh)						
	Day 1	Day 2	Day 3	Day 4	Day 5	Day 6	Day 7
Day 1	20	13.3	13.3	13.3	13.3	13.3	13.3
Day 3	20	10	10	15	15	15	15
Day 5	20	10	10	0	25	17.5	17.5
Day 6	20	10	10	15	25	25	10

Daily used electricity
 Daily electricity limitation plan

Controls

Monitors and controls the energy consumption within the set period

Understands

In case of higher daily energy usage, electricity consumption is automatically recalculated for the remaining days

Prevents & Alerts

Send alerts when electricity usage exceeds the set limit

Benefits

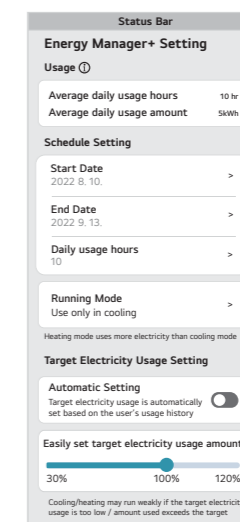
Controlling Electricity Bills

- Fix your target bill amount to manage energy usage effectively by pre-setting your desired electricity bill.
- View real-time estimates of your monthly electricity bill based on your fixed consumption target.
- Receive notifications if your planned electricity consumption exceeds the fixed limit.

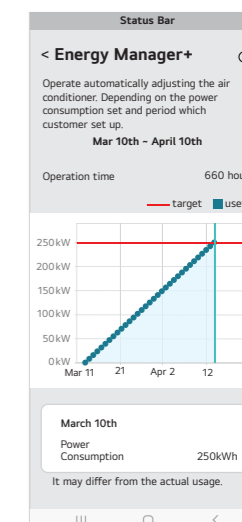
Always Auto Energy Saving Mode

- One time adjust power consumption to achieve energy saving operation based on daily control.
- Prevents exceeding target electricity usage limit by measuring & monitoring the power consumption of Air conditioner.


Setting



Monitoring

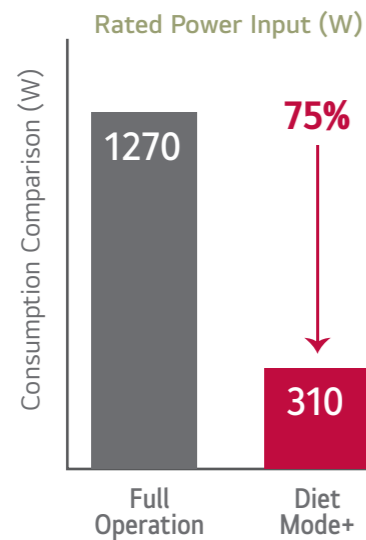


*One time optimization will be done under this feature. Images and specifications mentioned are for representation purpose only.



Diet Mode+

"Diet Mode+" addresses the common concern of high electricity bills associated with air conditioner usage. To address this concern, LG has now introduced an innovative solution with its Diet Mode+, leveraging dual inverter compressor technology to reduce power consumption by 75%. This feature optimizes cooling efficiency while providing increased airflow, offering a simple yet effective means to manage electricity costs without sacrificing comfort. Users can easily activate and benefit from this single-setting feature, ensuring a balanced and cost-effective approach to air conditioning.




*Calculation is based on the model AS-Q18TNXE or similar model.

Benefits

- Lower electricity bills
- High airflow
- Enhanced comfort and convenience
- Monsoon-ready

How It Works?

- There is a dedicated button on remote to start this mode
- Compressor will be tuned for optimized use and higher airflow
- During Diet Mode+ operation, user can change target temperature and fan speed as per individual preference

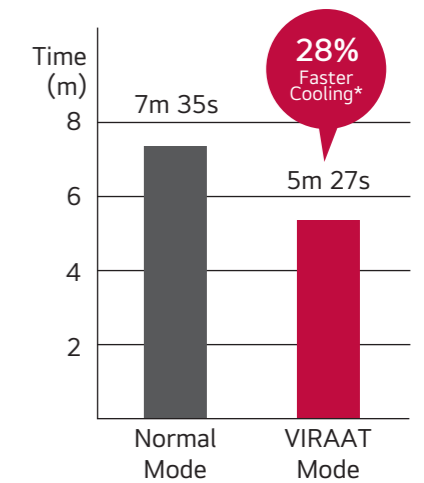


VIRAAT Mode

The ability to tailor your working environment to meet your own personal requirements is a great benefit of remote working. It's designed after understanding its importance and usage of AC in India, a country that faces a stretch of scorching summer every year. LG introduces high-quality air conditioning, a next level VIRAAT mode with 124%* cooling capacity to provide instant cooling for an infinite time, which will deliver cool air directly to the user area with a powerful fan speed & maximum user comfort.

Time		Works for Infinite Time
Louvre		2 Times Faster Vertical Swing
Capacity		*Ranges from 108% to 124%
Temperature		Auto Low Temp

#Refer to below table for details.



Cooling Capacity				
Segment	Series	Rated	Range Min-Max.	Viraat Mode
0.8/2 Star		2930	520 ~ 3200	3200(109%)
1.0/3 Star		3345	520 ~ 3700	3700(111%)
1.0/4 Star		3500	520 ~ 3950	3950(114%)
1.0/5 Star		3500	520 ~ 3950	3950(114%)
1.5/3 Star		4400	800 ~ 5000	5000(113%)
1.5/3 Star	Bheem	5000	950 ~ 5500	5500(110%)
1.5/3 Star	Viraat	5300	1300 ~ 6000	6000(113%)
1.5/4 Star		5000	800 ~ 5800	5800(116%)
1.5/5 Star	Viraat	5100	1500~ 6300	6300(124%)
2.0/3 Star		6300	1800-6800	6800(108%)

- Faster Cooling by increase in cooling capacity to 124%*
- Works for longer time intervals and changes mode based on users need
- Quick relief even if the external conditions are very hot
- Attain minimum temperature with the press of a button

*124% Capacity Claim from actual rated capacity. May vary from model to model from 108% to 124%. Above data is based on testing done at standard conditions, actual consumption can vary as per environmental condition & room size.



ADC Sensor

Consumers are increasingly concerned about durability and safety. The world of electronics is constantly evolving. It seems that everyday household appliances are progressively integrating automation, robotic components, or artificial intelligence. Many considerations need to be taken into account to ensure safety.

It is safe to say that LG AI DUALCOOL Air Conditioners come with ADC Safety Sensors, built with robustness and the power of safety at every step of operation, making them highly durable, safe, and ensuring stable performance.

Ambient Sensor

Based on the outdoor conditions the sensor helps to decide optimum cooling that will enable the AC to control the operational load & precisely match to set the temperature.

Discharge Sensor


Ensures Compressor's safety by sensing discharge temperature of refrigerant that helps to control the cooling cycle, also continuously checks the amount of refrigerant which is key to keep the efficiency.

Condenser Sensor

Monitors discharge pressure of refrigerant and regulate the flow, which improves the compressor reliability and a check point for pressure limits.

Benefits

- Better operational efficiency regulation
- Improved durability
- High safety at every step of cooling cycle



*Images shown are for reference only, actual product may vary. Data shown above is under test conditions and may vary from model to model.



Mute Function

Few things are more irritating than a loud AC beep interrupting your peace. Whether it disrupts your sleep, breaks your train of thought, or causes other annoyances, you're left with no choice but to tolerate it. But with LG Dual Cool Inverter ACs, those irritating beeps are a thing of the past. Now, with just a long press of the Diet button for 3 seconds, your AC operates silently, allowing you to enjoy peace and quiet without any disruptions.



Long press for **3 seconds** to turn on the **Mute Function**.



With LG Air Conditioner, gone are the days when it took too much time, precise knowledge and superb expertise to clean the bacteria accumulated inside indoor unit. All this, because the inside of an air conditioner is a dark and humid environment that is prone to being easily contaminated with bacteria. But with HimClean it gets cleaned automatically with zero hassles and absolute precision. HimClean function can be operated with the help of ThinQ App.

The process called "Evaporator Cleaning" creates an ice layer between the odor-causing substances such as bacteria accumulated on the evaporator and separates them. As the ice melts, dirty substances are washed out with the drain water.

When HimClean Mode is activated "FC" is displayed and the progress rate is displayed in numbers (0 to 99), based on indoor conditions it takes approximately 30 minutes of time to complete the process.

How It Works?



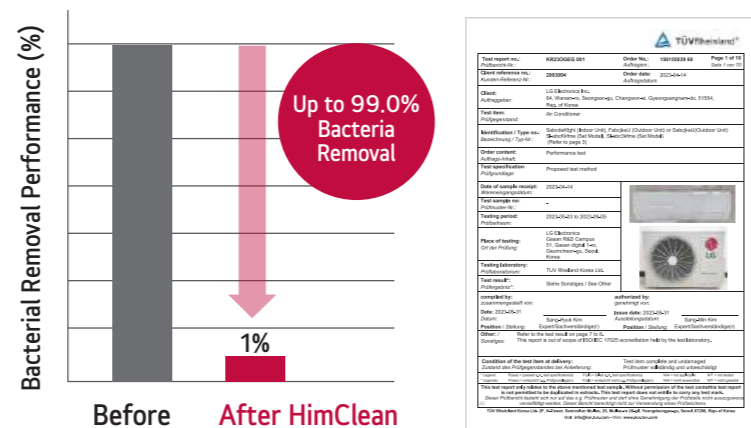
Benefits

- Clean air without hassles
- Self-cleaning of the indoor unit
- No service charges involved
- 99% removal of bacteria & germs
- Less wear & tear due to minimum human intervention

Test Result

(Bacterial Removal Performance)

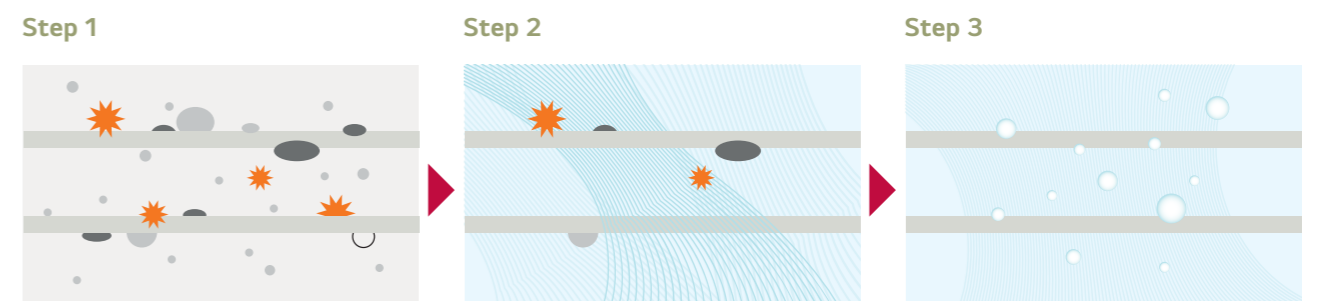
Based on Test Result & Test certificate HimClean function removes up to 99% of residual bacteria on the evaporation.



Ensures Health. Ensures Hygiene.

With constantly fluctuating environment conditions, the risk of germination of bacteria and molds is always at a high. It also gets aggravated by changing weather conditions and dampness persisting within the AC units. To eliminate this risk and provide the consumers a healthy surrounding LG devised a special function. Herein the heat exchanger gets dried up automatically, so that humidity along with bacteria gets eliminated. It also eliminates bad odor by locking the mold and bacteria and doesn't let the surroundings turn smelly.

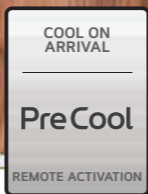
How It Works?



After turning off AC, the formation of bacteria on the heat exchanger begins. Auto Cleaning function dries the heat exchanger, so that humidity with bacteria gets eliminated. Dried heat exchanger blocks the odor and bacteria.



LG PreCool



LG introduces PreCool, an innovative feature designed to ensure your home is perfectly cool and comfortable the moment you step in. Using GPS-based technology, the PreCool feature enables the AC to automatically switch on via LG ThinQ app when you enter the predefined distance range.

With LG PreCool, customers can preset multiple parameters such as temperature, swing, and more in advance. It's a convenience that truly stays one step ahead. By detecting your location through the LG ThinQ app, it activates the AC before you arrive, so you walk into cool, refreshing air every time.

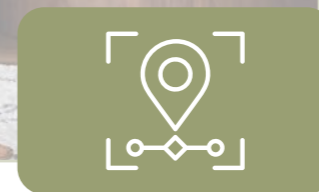
How It Works?

LG PreCool is an intelligent feature that adds convenience to the cooling process using the ThinQ App.

It elevates your level of cooling comfort without you even thinking about it.



Use the ThinQ App to preset the distance



ThinQ App detects distance as per the user's GPS information



PreCool automatically turns on the AC with all preset settings once you cross the GPS fence.

Benefits

Comfort Ready on Arrival

Your room is already at the desired temperature when you enter.

Smarter, Efficient Cooling

PreCool also ensures that your AC turns off once you've crossed the preset distance, helping reduce energy wastage.

Hands-Free Convenience

PreCool activates and deactivates based on your preset distance on the ThinQ App, so no manual controls are required.

Consistent Temperature Control

Since your room is already at the desired temperature when you enter, sudden temperature fluctuations can be avoided.

Perfect for Everyday Routines

Whether you're returning from work, an errand, or the gym, a cool room will be waiting for you, without you even thinking about it.





ThinQ Connectivity & Care

Effortlessly manage your Air Conditioner with the LG ThinQ App. Monitor and control your AC anytime, anywhere, with just a tap. Additionally, the LG ThinQ App analyzes device data, detects malfunctions, provides status updates, and offers seamless service request support for ultimate convenience.

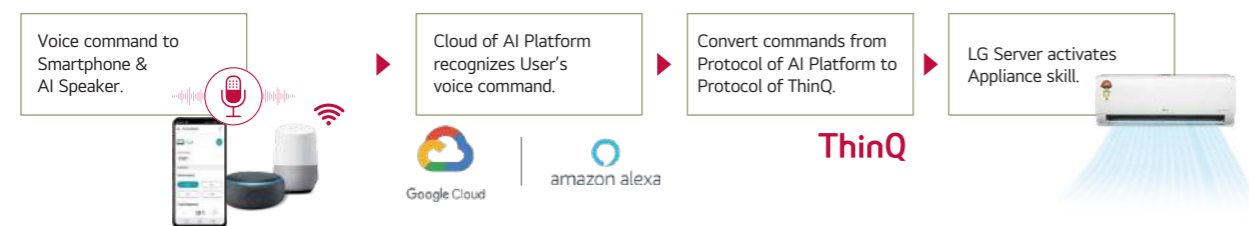
ThinQ Connectivity

Unlock superior connectivity through Voice Control and Multiple Access Options.

How It Works?

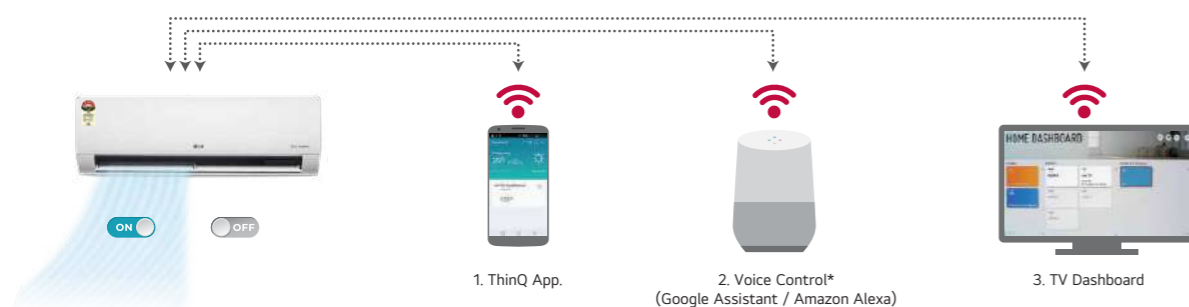
Voice Control

LG DUALCOOL ThinQ models are compatible to your smartphones and AI speakers, such as Google Assistant or Amazon Alexa.



Various Access Points

Control your AC anytime, from anywhere, using a variety of smart devices and the LG ThinQ App.



*Google Assistant & Amazon Alexa are trademarks of their respective companies and the services are provided by them. LGEIL shall not be responsible for any change/removal regarding those services.

Smart Convenience

Switch on and adjust cooling of your LG Air Conditioner even before entering home.

Smart Control

Access your air conditioner at anytime and from anywhere with a smart device and ThinQ application.

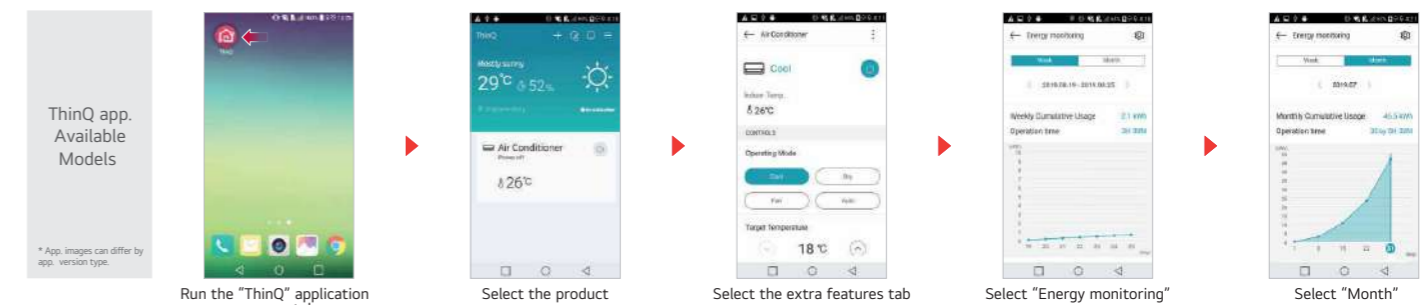


Scheduler

Set & time your air conditioner according to your convenience at anytime and from anywhere.



Smart Savings & Monitoring

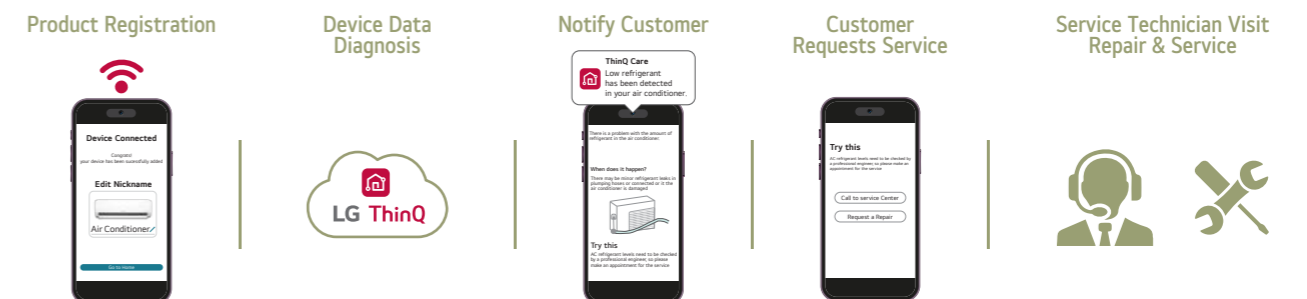


ThinQ Care Service

An intelligent service that monitors your Air Conditioner, detects issues, and notifies you of its status while supporting easy service requests.

Low Gas Detection


ThinQ Care alerts you when your Air Conditioner isn't cooling properly, even if you can't pinpoint the issue, enabling timely service requests.



Auto Clean Notification

When odor occurs in the product due to the customer's failure to use the scheduled drying function during air conditioning operation, the scheduled drying alarm provides guidance to minimize triggering conditions for odor and mold prevention.

Scheduled Drying Alerts





HD Filter with Anti-Virus Protection



In today's world, health, hygiene, and wellness are crucial pillars of our society. The growing awareness around these aspects is remarkable, and our habits are evolving for the better. However, there is one critical element we often overlook: air quality.


Unfortunately, the air we breathe is heavily impacted by pollution, especially post pandemic. An alarming number of bacteria and pathogens are circulating in the air. With many of us spending more time indoors, it is vital to ensure that the air within our homes remains free from harmful airborne viruses and germs. To safeguard our health, it is essential to have an AC with air purification equipped with high-efficiency filtration. These systems not only capture harmful bacteria and microorganisms but also eliminate them, effectively sanitizing and purifying the indoor air, ensuring a healthier living environment for all.

Benefits

- HD Filter with Anti-Virus^{##} & Bacterial Protection (Cationic AgNPs Technology) provides satisfactory and long-lasting protection against viruses, fungi, mold and bacteria.
- It also removes harmful substances such as pollen, pet dander, dust mites and particles as small as 10 micro meter in size from the air in circulation.

How It Works?

LG DUAL Inverter Air Conditioner now comes with an 'Anti-Virus' protection layer fitted HD Filter. The filter mesh is coated with Cationic Silver Ions (AgNPs) that deactivates more than 99% Virus[#] and Bacteria* in contact. To be precise, it demobilizes up to 99.76% Virus[#] and up to 99.99% Bacteria* cleansing.



Anti Virus Coating on Inlet Filter



Test Results

Tested by
ISO 21702:2019 Standard.



[#] Tested as per ISO 21702: 2019 on MS2 Bacteriophage (an RNA virus of the family Leviviridae).

MS2 Bacteriophages are used as a surrogate virus (particularly in place of Picornaviruses such as Poliovirus and human Norovirus).

Due to individual sensitivities, the results of one test virus might not be applicable for other viruses.

^{##} The filter is not a substitute to the mandatory precautions prescribed by the government such as wearing masks, social distancing, usage of hand sanitizers & surface hygiene practices

^{*} Tested as per JIS Z 2801: 2010 on Staphylococcus aureus ATCC 6538 & Escherichia coli ATCC 8739. For Escherichia coli ATCC 8739 reduction up to 99.69%.



GoldFin+

ANTI-CORROSION COATING
GoldFin+
LONG LASTING DURABILITY

How It Works?

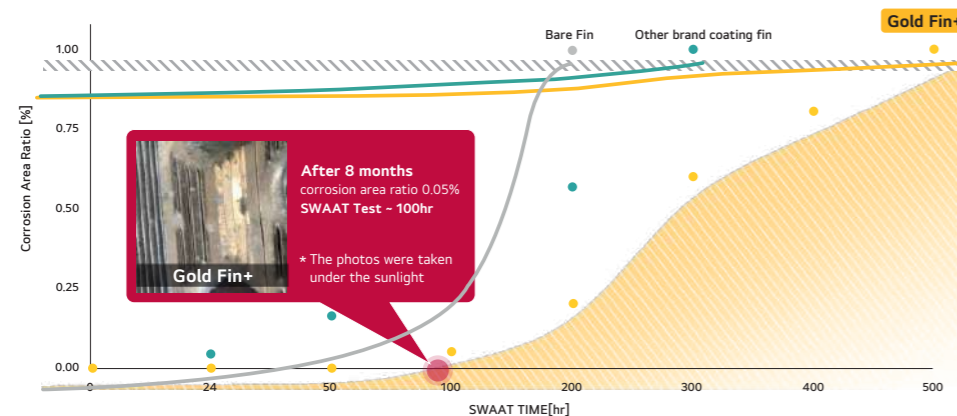
In order to offer unbeatable protection against humidity, dust, sand, smoke and chemical present in the environment, LG DUALCOOL Air conditioners started offering Gold Fin+ in 2024 onward models. This helps to attain increased lifespan of your Air Conditioners and ensures superior performance compared to conventional fins.

The Gold Fin+ coating is sandwiched between the aluminum fins and top hydrophilic layer. Not only this, we have increased the thickness of both fins & the Hydrophilic layer.

Crosscut View of Heat Exchanger



Corrosion Comparison Rate



*SWAAT test : Sea water acetic acid test, [Corrosion Solution = NaCl + Distilled Water + 1% Acetic Acid (pH 2.8-3.0)]

Post result clearly show the strength of Gold Fin+ against rusting. Whereas the Bare fin & other brands coatings took 200 Hours and 300 Hours for 1% corrosion area, the Gold Fin+ took 500 Hours.

*Tested by TUV Rheinland. GoldFin+ comes with outdoor unit of 2024 onwards series of Split AC's. Images shown are for reference only, actual product may vary. Data shown above is under test conditions and may vary from model

100% Copper Tubes with Ocean Black Protection for Indian Conditions



Special Ocean Black Protection applied on copper tubes of indoor unit provides exceptional durability for the Air Conditioner in typical Indian regions affected from sand, salt, industrial smoke and pollutants. Polluted air mixed with sand and salt can cause extensive corrosion to Air Conditioner, but LG's special Ocean Black Protection ensures an extended lifespan with lower operation cost. LG's special Ocean Black Protection over evaporator coil / heat exchanger copper tubes is far superior than other conventional Air Conditioner's coating. Double sided protection prevents the corrosion of critical parts and extends the life of Air Conditioner.

Benefits

Enhanced durability results in reliable cooling and reduced maintenance cost.



Prevents Rust and Corrosion

Double sided anti-corrosion Ocean Black Protection that protects the Air Conditioner from rust and corrosion caused by harsh Indian weather conditions or industrial pollutants



Increases Durability

Extend the lifetime of Air Conditioner by making the evaporator and heat exchanger corrosion resistant



Cost Saving

Cost incurred on regular maintenance can be curtailed



Hi-Grooved Copper


Hi-Grooved Copper pipes serve dual benefits of better heat dissipation of refrigerant & increasing the durability of pipe.

Benefits

- The inner-grooved structure enables oscillatory movement for better heat dissipation by increasing the refrigerant's travel time within the pipes
- The grooves also strengthen the overall pipe structure, allowing them to withstand high pressure.
- More efficient heat transfer, ability to withstand higher pressure, and long-term durability.

	Plain	Grooved ★★	Hi-Grooved ★★★★★
Groove Height		0.1mm	0.18mm
Per Meter Weight	30gm	47gm	53gm

PLAIN COPPER TUBE	HI-GROOVED COPPER TUBE
<p>Refrigerant Flow in Plain Copper Pipe</p> <p>Refrigerant quickly flow out due to high speed straight line movement</p>	<p>Refrigerant Flow in Hi-Grooved Copper Pipe</p> <p>Grooved Structure helps in agitated refrigerant movement and lower down the refrigerant movement within copper pipe</p>



Low Gas Detection

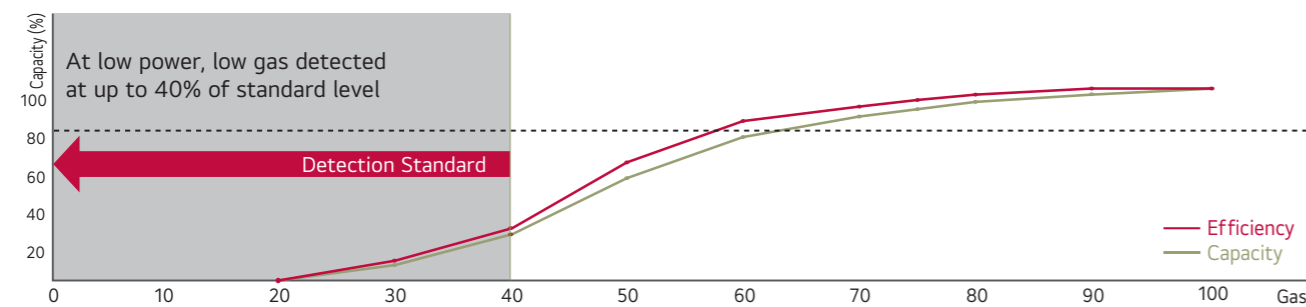
LG Air Conditioners are equipped with low gas detection technology, preventing the room from becoming hot and uncomfortable due to insufficient refrigerant.

Benefits

Low gas detection offers multiple advantages, from simplifying troubleshooting to enhancing the durability of your Air Conditioner, ultimately extending its lifespan.

- Extended lifespan of your Air Conditioner
- Simplified troubleshooting
- Reduced inconveniences

Capacity and Effectiveness of the Gas Levels



Easy Notification of Low Gas Levels*

When low gas level is detected, "CH 38" is clearly displayed on the Air Conditioner for timely maintenance and refilling.




*Low Gas Detection indication (LED) appears on ODU first after an hour CH 38 appears on IDU

Longer Life for Compressor



Avoid above conditions due to low gas level.



Environment-Friendly R32 Refrigerant

R32 is a highly efficient refrigerant with a lower global warming potential as compared to R410A, a commonly found refrigerant in residential Air Conditioners.

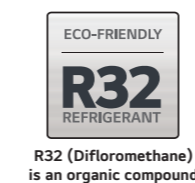


How It Works?

If compressor is the heart of AC then the refrigerant is the blood. The heat is transferred between indoor & outdoor due to circulation of refrigerant. Eco-friendly Refrigerant (R32) has better heat dissipation, it gives better result in lower quantity & also has remarkable lower environmental impact.

Benefits

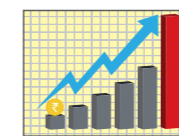
Zero Ozone Depletion (ODP) & Lower Global Warming Potential (GWP). The quantity of R32 refrigerant required is appreciably lower compared to the R410A refrigerant. Consequently, this results in decreasing the potential of global warming. Comparative case studies of the different refrigerants are indicated in the table and chart as below.



R32 (Difloromethane) is an organic compound




It requires 20% less gas charge

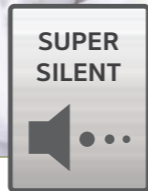


Powerful cooling & higher efficiency

	R22	R410A	R32
ODP	Medium	Nil	Nil
GWP	Mid	High	Low



Super Silent

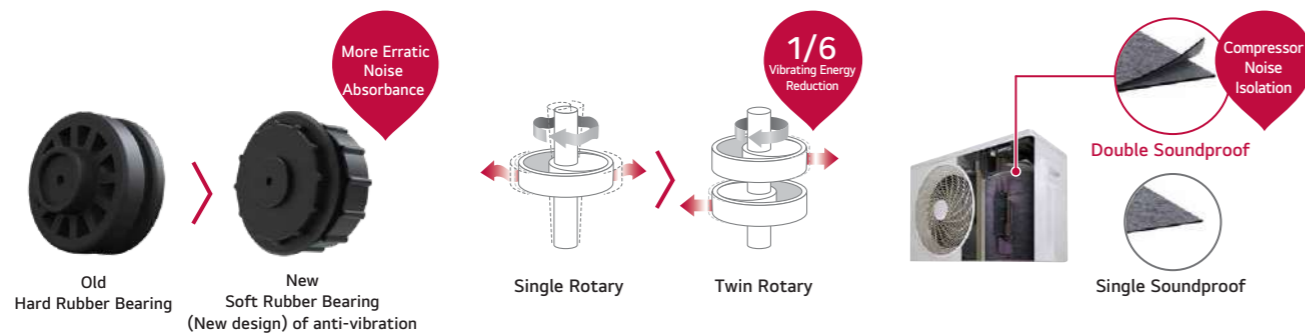


Concentrating on your studies or even getting a well-deserved good night sleep comes naturally with LG DUALCOOL's super silent functioning while delivering the most comfortable cooling.

Benefits

- Increased concentration
- Sound and comfortable sleep
- Less vibration, less stress
- Indoor noise reduction
- Outdoor compressor noise reduction

How It Works?



*Design of soundproof can be different depending on model.



Stabilizer Free Plus



Compressor is the most important component of an Air Conditioner. LG's enhanced stabilizer-free plus operation prevents voltage fluctuations without compromising on the safety, savings and comfort.

Benefits

SAFETY PLUS - Improved larger voltage free range. The range has been increased from 145V~290V to 120V~290V



SAVINGS PLUS - Saves the additional cost of stabilizer



Aesthetics Plus - No bulky stabilizer & unorganized wires



Tested by Intertek

*Worth Value is the perceived value of stabilizers available in market as per their average price. Amount indicative, reference only for comparison and illustration purposes If the voltage fluctuation is more than 120V-290V then stabilizer is required.



Monsoon Comfort Technology

LG Air Conditioners with the unique Monsoon Comfort Technology* efficiently control the room temperature, air movement and humidity inside the room, to provide comfortable cooling and greater energy savings even in humid conditions.



During monsoons, conventional dehumidification mode makes the indoor temperature too low and consumes more energy. But with the simple press of a dedicated Monsoon Comfort Key on remote, the 7 Level Temperature Control System in the Air Conditioner automatically adjusts the indoor temperature for maximum comfort and saves up to 30.8%# energy as compared to conventional dehumidification mode.

Problems Faced With Conventional Dehumidification Mode



Uncomfortable from Cold Air



High Electricity Bill

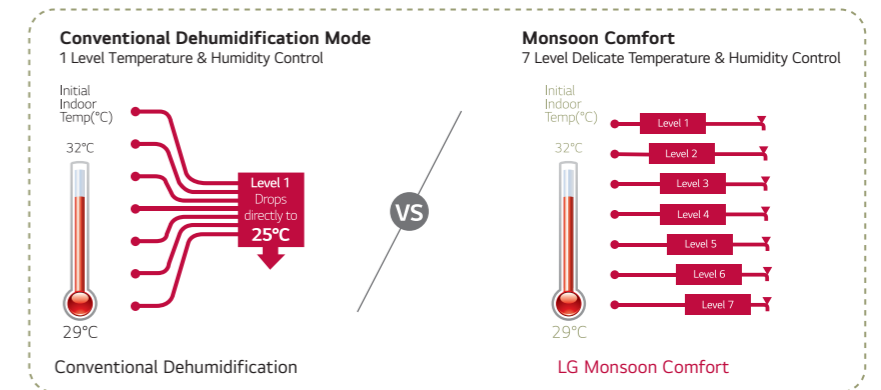
How It Works?

Using the sub-divided Temperature Control Matrix, the Air Conditioner automatically senses the ambient temperature and optimally adjust the indoor temperature for maximum comfort while reducing the power consumption. During monsoons, as the temperature in the room varies between 29°-32° Celsius, the Monsoon Comfort Technology creates a comfortable indoor environment and eliminates the need for manual adjustment.

1 Press Mode button 2 times to activate Monsoon Comfort feature



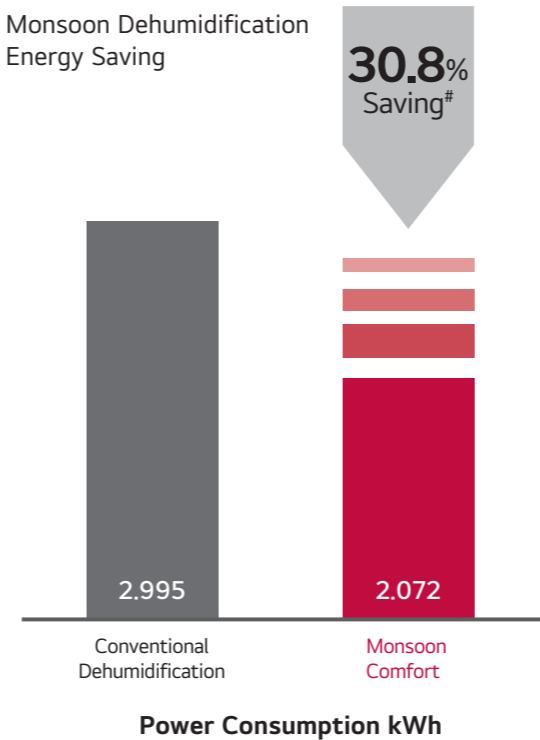
2 Sub-divided Temperature Control Matrix



Benefits & Certificate

With the use of Monsoon Comfort Technology in humid conditions, pleasant temperature levels are maintained and energy is saved.

Monsoon Dehumidification Energy Saving



Certified TUV Rheinland

*Introduced by LG for the first time in India. Certified by TUV Rheinland. Images shown are for reference only, actual product may vary. Data shown above is under test conditions and may vary from model to model.

#Saves more energy as compared to Conventional Dehumidification Mode. Test Conditions: Indoor temperature: 32°C Humidity: 80% (RH) Measured energy consumption for 2 Hours operation.



Smart Diagnosis Via Smartphone

Change the way you think, get smart things done when you have the ThinQ App around. Conveniently check and troubleshoot Air Conditioner related problems directly from your smartphone.

How It Works?

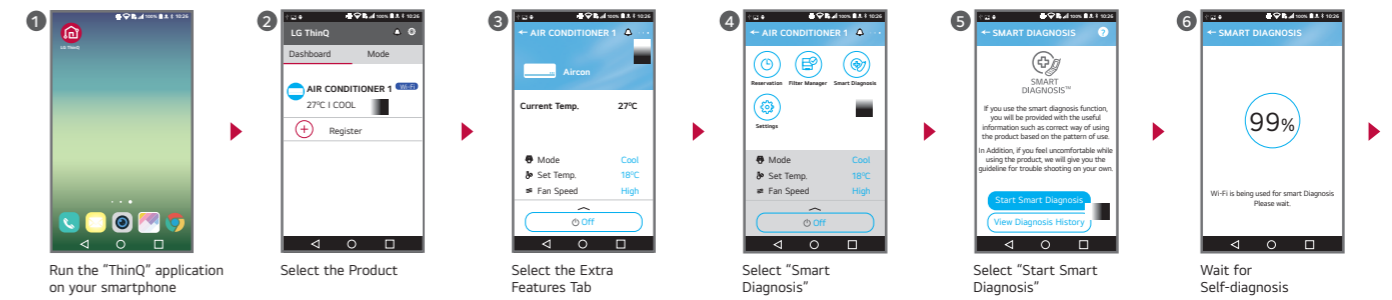
Using Smart Diagnosis

Clicking Start Smart Diagnosis in the ThinQ App empowers you to monitor and check the entire Air Conditioner conveniently over your smartphone. Easy to understand error notifications and remote diagnosis help you correspond with the nearest LG Service Centre and solve the problem instantly.



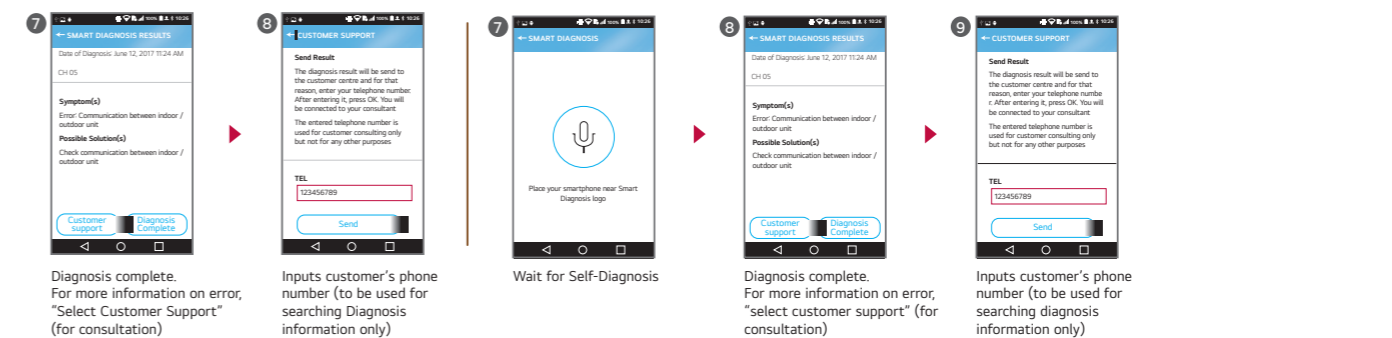
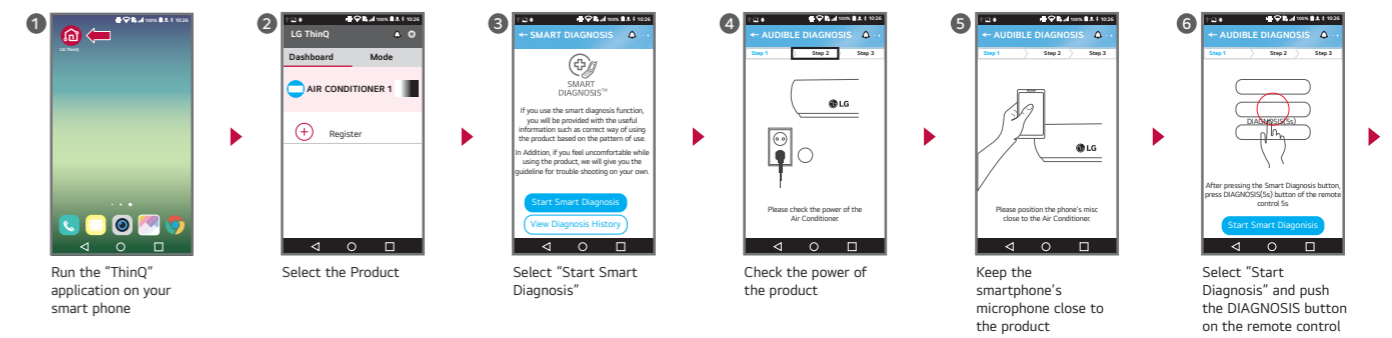
Case 1 Wi-Fi Models

*App image can differ by app version type.



Case 2 Non Wi-Fi Models

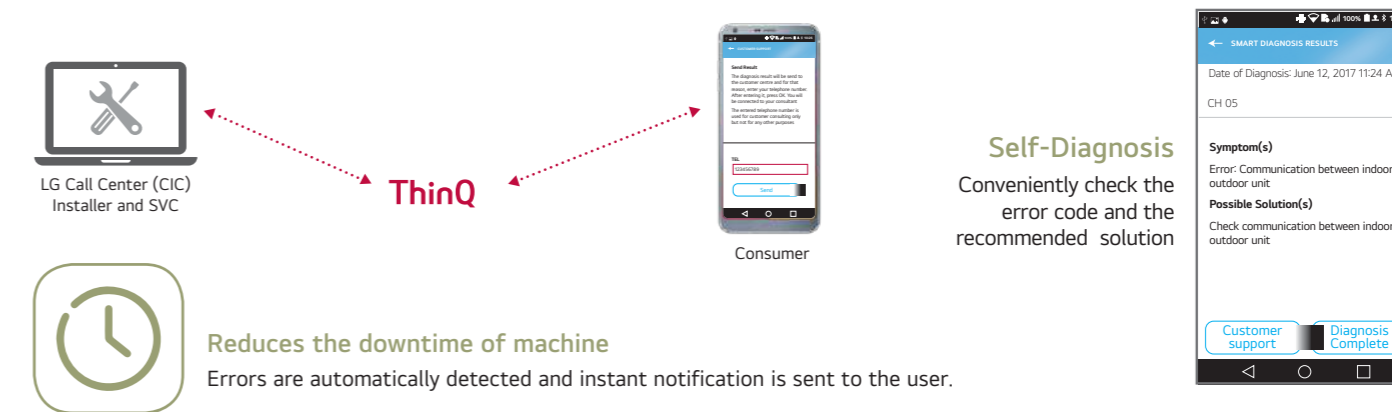
*App image can differ by app version type.



Benefits

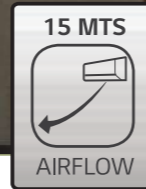
Remote Diagnosis

Conveniently send Diagnosis information to a specialist





Power Cooling with 15 meters Airflow



Have the coolest blast with LG Air Conditioner's powerful airflow that allows you to feel the cool air from up to 15 meters* away. Now cooling larger spaces is faster and easier with larger skew fans and wider outlets.

How It Works?

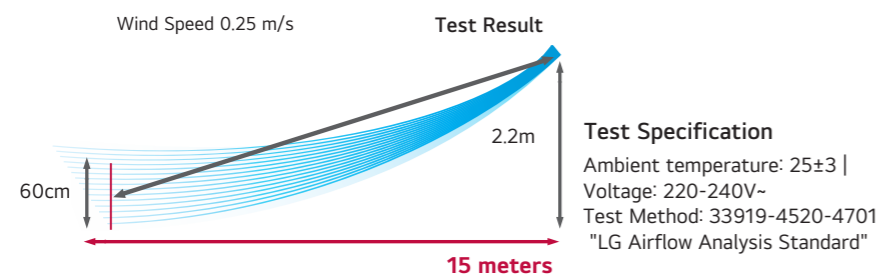
Bigger Skew Fan

25% larger skew fan expels more powerful blast of cool air up to 15 meters.


Wider Outlet

Optimally designed wider outlet fills spaces with cooler air faster and further.

TEST RESULT & TEST VERIFICATION REPORT



25% Larger (Fan Size)



*Introduced by LG for the first time in India. Available in selected models only.

Unmatched Quality and Service

LG Air Conditioners are equipped with state-of-the-art technologies that meet international quality standards. Each component is made using a digitalized manufacturing process and tested at our in-house facilities for the ultimate performance and efficiency.

Testing Facility

LG understands the importance of energy saving and product durability. That's why we have invested in an in-house test facility that ensures high energy efficiency and long product life

NABL Accredited Test Chambers.



Psychometric Lab



Balanced Lab



Noise Testing Chamber



Environmental Testing Chamber

Parts Reliability Test

All product parts at LG undergoes the most stringent tests as per Indian conditions before they are assembled in the air conditioner.



Exceptional After Sales Service

LG Air Conditioners are designed to meet and exceed your expectations. With innovations that deliver maximum comfort and backed by exceptional after sales service, LG Air Conditioners today have over 18 million happy customers. The latest range is yet another chapter in the story of continuous innovation.

Anytime Anywhere Service

All-India network of service centres is available for our customers. The unique 2.1.1 promises complete peace of mind by offering you a timely response to any problem you may face with the Air Conditioner, both during the warranty and post-warranty periods.


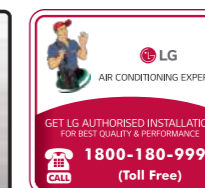
2 HRS	1 DAY	1 HR
Call back to customer	Service engineer visit	Promised time slot

For any queries call: 08069379999

LG WhatsApp No.
9711709999

LG Authorized Installation Advantage

- Superior cooling
- No water dripping
- High quality piping
- Minimum noise & vibration

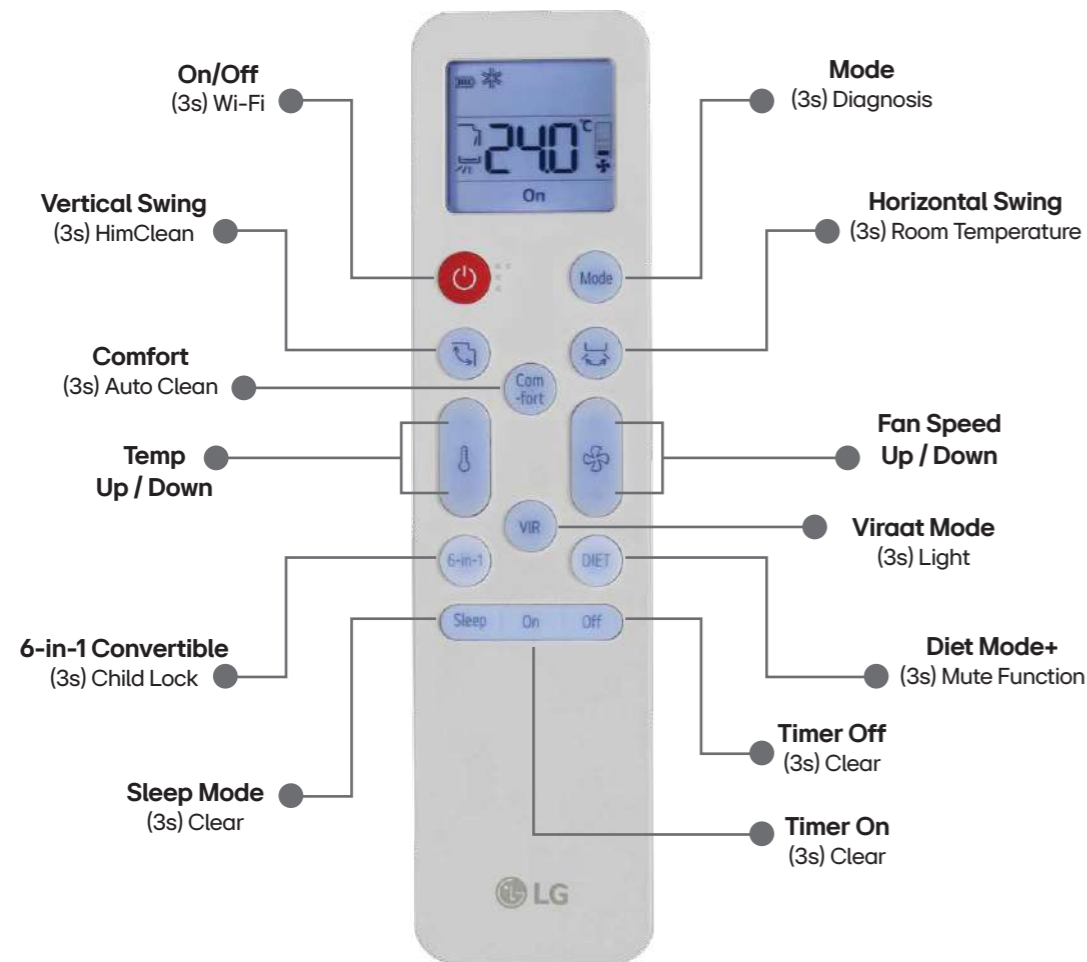


**Conditions Apply.

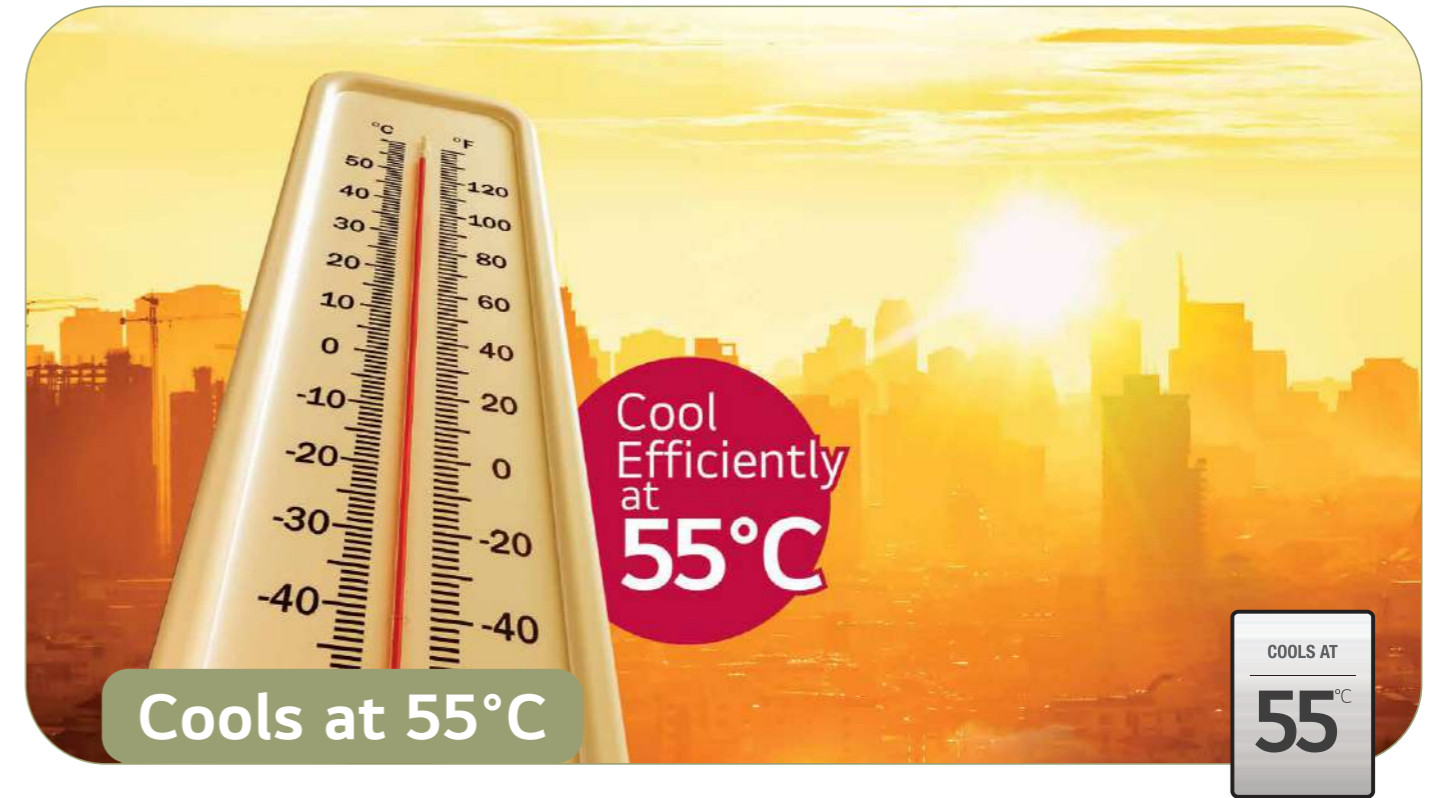


Sleek Remote

Experience next-level control with the LG Cool Only Remote - an innovation designed for effortless comfort. Its sleek design, superior grip, and illuminated display add a touch of elegance that blends seamlessly with modern home interiors. With dedicated buttons and smart multifunction controls, it brings a world of convenience to your fingertips.



T&C Apply. To activate secondary function, long-press the desired button for 3 seconds.



Cools at 55°C

When the sun is unforgiving and the outdoors climb to a blistering 55°C, comfort usually gives up first. But inside your home, an LG Air Conditioner flips the script. Built for India's toughest summers, it keeps cooling effortlessly even when the heat is at its harshest. While ordinary ACs slow down or struggle, LG's Cools at 55°C feature keeps your space calm, consistent, and refreshingly comfortable turning every heatwave into just another day lived on your terms. With LG, cooling doesn't pause; it performs when you need it the most.

How It Works?

LG's High Ambient Cooling technology is designed to stay strong where other ACs fall short. The Dual Inverter Compressor delivers steady cooling even at 55°C, while the enhanced heat exchanger and optimized airflow work together to throw out heat quickly and spread cool air smoothly. And with smart load management preventing overheating, the AC remains reliable, efficient, and consistent even in the toughest weather.

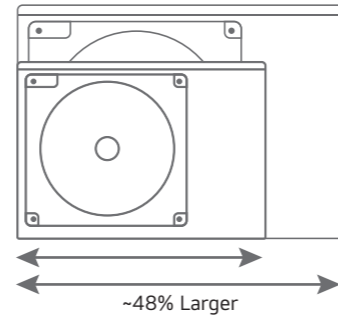
Benefits

- Keeps your room comfortable even when temperatures hit 55°C.
- Built to stay stable under harsh outdoor conditions.
- Inverter technology saves power even during peak heat.
- Smooth, uninterrupted cooling all summer long.



VIRAAT Series

In every home, there's that one space where everyone gathers - the living room where stories unfold, the big bedroom where comfort matters most, or the long corridor that's always been hard to keep cool. LG's VIRAAT Series delivers superfast cooling through a bigger outdoor unit with a powerful fan that reaches every corner effortlessly. It's now bigger, better and more energy efficient than ever!



AI Convertible 6-in-1

Smartly adjusts cooling capacity based on your needs, giving you the perfect balance of energy savings and enhanced comfort whenever you want it.



Viraat Mode

Delivers instant, powerful relief by boosting cooling capacity up to 124%*, ensuring faster and more effective cooling even on the hottest days.



Energy Manager+

Lets you control and cap your AC's electricity bill and energy consumption anytime, anywhere through the ThinQ app putting complete power in your hands.



HimClean

Keeps your indoor environment healthier with automated freezing technology that thoroughly cleans the evaporator and drainage system for fresher air.



Gold Fin+

Offers superior durability and performance by safeguarding the AC against humidity, dust, sand, smoke and chemicals ensuring efficient cooling and a longer lifespan.



Cools at 55°C

Delivers dependable and consistent cooling even in extreme temperatures up to 55°C, ensuring comfort remains uninterrupted no matter how harsh the climate gets.


*124% Capacity Claim from actual rated capacity. May vary from model to model from 108% to 124%. Above data is based on testing done at standard conditions, actual consumption can vary as per environmental condition & room size.



LG Essential Series

Air Conditioner Range designed for Indian Homes

Designed especially for Indian homes, the LG Essential Series Air Conditioner brings powerful, dependable cooling to the spaces that matter most like your study room, your child's room or even a quiet pooja room. Perfect for small spaces, it delivers comfortable cooling while helping reduce electricity bills, thanks to its enhanced energy efficiency and 6in1 Convertible modes. Durable, affordable and thoughtfully designed, the LG Essential Series ensures optimal comfort cooling.



Viraat Mode

Delivers instant, powerful relief by boosting cooling capacity up to 109%, ensuring faster and more effective cooling even on the hottest days.



AI Convertible 6-in-1

Allows you to fine-tune the cooling capacity to suit your comfort level and energy needs, ensuring efficient performance in every situation.



Diet Mode


Operates using as low as 25% energy, delivering gentle and efficient cooling that helps you stay comfortable while keeping electricity costs in check.



Gold Fin+

Offers advanced corrosion resistance against humidity, dust and pollutants, ensuring long-lasting durability and consistently reliable cooling year after year.

*124% Capacity Claim from actual rated capacity. May vary from model to model from 108% to 124%. Above data is based on testing done at standard conditions, actual consumption can vary as per environmental condition & room size.



Hot & Cold Series

LG Hot & Cold Air Conditioner delivers comfortable air throughout summers, winters and monsoons. It comes with the latest technology which ensures cool air in summers, warm air in winters and dry air in monsoons without compromising on your comfort.

Benefits of LG Hot & Cold AC Over Conventional Room Heaters

	LG Hot & Cold AC	Heat Convector	Oil Heater
Power	1580W	2000W	2900W
*Units of Electricity Consumed	1005 Units	1440 Units	2088 Units
Running Cost Per Year	₹7042	₹10080	₹14616
Running Cost for 5 Years	₹35210	₹50400	₹73080

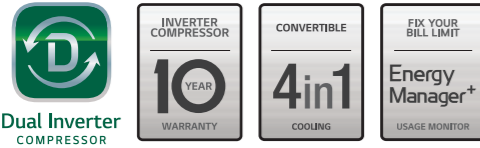
Why LG Hot & Cold AC a Smarter Choice?

	LG Hot & Cold Air Conditioner	VS	Conventional Room Heater
Comfort	True companion for all seasons		Can be used in winters only
Coverage	Longer air throw with wider coverage		Heats a limited area
Air Purification	Anti-Virus Protection for clean breathing air		No filter, moreover, reduces oxygen level and humidity
Safety	Completely safe		Hazardous and prone to accidents
Convenience	Remote Control for ease of use		Very heavy and bulky
Savings	Performance driven and low on power consumption		High power and cost consumption

Benefits

- Faster Cooling and Intelligent Heating**
 The performance of the DUAL Inverter Compressor is very effective in all seasons delivering faster cooling and quicker heating with 4 Way Swing and Viraat Mode without compromising on comfort.
- Super Convertible 5-in-1 Cooling**
 Governs the cooling capacity and helps to monitor electrical consumption. User can step up and step down the cooling capacity based on requirement.
- Powerful Performance**
 It has a wider coverage and a longer air throw to cool or heat the room very quickly.
- More Healthy**
 HD Filter with Anti virus protection deactivates more than 99% virus and bacteria.
- Extra Savings**
 ISEER rating along with Energy Control contribute to an overall saving of electricity as well as money.
- Longest Usage Tenure**
 Assuring utmost comfort, the LG Hot & Cold AC works year-round and in all seasons, providing the perfect indoor temperature.

*Note: Based on comparison with 5200W 3 Star Hot & Cold AC unit working on heating mode for 8 hours a day for 3 Months. Electricity cost at ₹7 per unit. Calculations based on model no. US-H19VNXE




Window Inverter AC with DualCool Technology*

Features

LG DUALCOOL Window AC with DUAL Inverter Technology ensures faster cooling and more durability with minimum energy consumption.

- Convertible 4-in-1 Cooling**
With Window LG Air Conditioners, users can now control the capacity of AC as per their preference. It limits from 40% to 80% of normal usage.
- Ocean Black Protection**
Ensures that it provides protection to the Air Conditioner in typical Indian regions affected from sand, salt, industrial smoke & pollutants.
- Prevent from Rust and Corrosion**
Anti-corrosive Ocean Black Protection on the front side protects the AC from rust and corrosion.



- Energy Manager+^**
Fix your LG Air Conditioner's electricity bill and energy consumption anytime, anywhere using the exclusive LG ThinQ App.
- Stabilizer Free Operation**
Enjoy seamless operation with LG's Stabilizer Free Technology. Protect key components, reduce wiring, and enhance room aesthetics, all while ensuring safety within 120-290V. No extra stabilizer needed unless fluctuations exceed this range.

Benefits

- Uninterrupted Cooling**
Enables consistent cooling and creates a pleasant environment.
- Increase Durability**
Extend the lifetime of AC by making the copper pipes corrosion resistant.
- Cost Savings**
Curtail the cost incurred on regular maintenance & optimum cooling.

*LG is the First to introduce DUAL Inverter Technology in Window AC. Images shown are for reference only, actual product may vary. Data shown above is under test conditions and may vary from model to model. ^Available in select models.

LG ThinQ & Voice Control (Touch-Free)

Easily monitors and controls the Air Conditioner anytime and from anywhere. Start or stop cooling, change the mode or set the temperature on the go, completely touch-free.



Top Air Discharge

Top discharge outlet and wider airflow helps in quick and uniform cooling throughout the life span.




Window Inverter AC



Conventional Window AC

Clean Filter Indicator

Timely notifications help in maintaining a clean and healthy filter.




Super Silent Operation

Almost noiseless operation ensures complete peace of mind and comfort. Ensures 7 hours to 8 hours of sleep for longer life, better memory, weight loss and a stronger immune system.



Library (40 dB)



LG AC (44 dB)




Conversation (60 dB)



Jet Engine (140 dB)



Hair Dryer (70 dB)



Car Horn (110 dB)

Google Assistant & Amazon Alexa are trademarks of their respective companies and the services are provided by them. LGEIL shall not be responsible for any change/removal regarding those services.



26 Reasons to Buy LG Air Conditioner



DualCool Inverter Compressor

LG's DUAL Inverter is way ahead of its conventional counterparts and makes it possible for your Air Conditioner to cool faster, last longer and run quicker.



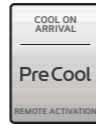
AI (Artificial Intelligence)

AI one touch air conditioning monitor for appropriate cooling sensing room conditions.



10-Year Warranty on Compressor

With LG's 10-Year Warranty, you can enjoy cool fresh air for a relatively longer period of time.



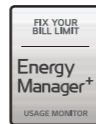
PreCool

Automatically switches on the AC when you're within a pre-set GPS radius.



5 Year Comprehensive Warranty on PCB and Motors

Experience unmatched cooling, comfort and complete peace of mind with 5 Year Warranty on PCB & Motors.



Energy Manager+

Fix your LG Air Conditioner's electricity bill amount and energy consumption anytime, from anywhere.



AI Convertible 6-in-1 Cooling

AI Convertible 6-in-1 cooling with logic that automatically governs various parameters for perfect cooling.



Gold Fin+

A corrosion resistant coating for increased durability of your LG Air Conditioner.



AI+ (Deep Learning)

AI+ deep learning air conditioning for appropriate cooling, sensing room condition and usage pattern.



HimClean

Enjoy a healthier indoor space with hassle-free freezing technology that cleans the drainage and evaporator effectively.



Viraat Mode

Maintains 124%* cooling capacity, that provides instant cooling for maximum user comfort with no time limit. A big advantage for quick relief during the hottest of the days.



15-Meter Airflow

Experience cool and comfortable air up to 15 meters distance.




Diet Mode+

LG Air Conditioner consumes energy as minimum as 25% capacity with Diet Mode+ (i.e. consuming 310W[^] only).



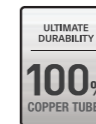
Auto Clean

Eliminates bacteria through constantly drying up the heat exchanger, that also helps keep off bad odor.



ThinQ Connectivity & Care

Effortlessly control your AC anytime, from anywhere with LG's ThinQ App and innovative ThinQ Care Services.



100% Copper Tubes & Hi-Grooving

LG ACs with 100% copper tubes and hi-grooving guarantees accelerated cooling, prolonged durability, and a simultaneous reduction in maintenance costs.



Voice Control

LG DUALCOOL ThinQ models are compatible with your smartphones and AI speakers, such as Google Assistant or Amazon Alexa.



Environment Friendly Refrigerant R32

LG's Air Conditioner uses Refrigerant R32 which has zero ODP & lower GWP compared to other refrigerants.



4-Way Swing

Latest & powerful 4-Way Swing for uniform airflow and ventilation.



Ocean Black Protection

LG's Ocean Black Protection ensures the Air Conditioner is protected against all-weather conditions.



Cools at 55°C

LG's Air Conditioners are engineered to cool even in extreme temperature up to 55°C with powerful and reliable cooling performance to handle any climate.



Low Gas Detection

New Low Gas Detection automatically detects, notifies and switches off AC for safety.



ADC Sensors

Safety sensors at every step of operation for high durability and ensures a stable operation.



Stabilizer Free Plus

Advanced range of stabilizer free plus operation that prevents voltage fluctuations and adds up to savings & safety.



HD Filter with Anti-Virus Protection

Special Anti-Virus coating to inactivate and destroy virus & bacteria.



Monsoon Comfort

Monsoon Comfort Technology for comfortable cooling and greater power savings even in humid conditions.

*124% Capacity Claim from actual rated capacity. May vary from model to model from 108% to 124%. Above data is based on testing done at standard conditions, actual consumption can vary as per environmental condition & room size. ^Calculation is based on the model AS-Q18TNXE or similar model.

ARTCOOL



MW SERIES

- Black Mirror AC
- AI Convertible 6-in-1
- Energy Manager+
- 4 Way Swing
- Diet Mode+
- Viraat Mode
- LG ThinQ Wi-Fi Enabled
- HimClean



AS-Q19MWZE
Dual Inverter



Wi-Fi



JW SERIES

- AI Convertible 6-in-1
- Energy Manager+
- Diet Mode+
- 4 Way Swing
- PreCool
- Viraat Mode
- LG ThinQ Wi-Fi Enabled
- HimClean



AS-Q20JWZE
AS-Q14JWZE
Dual Inverter



Wi-Fi



AW SERIES

- AI Convertible 6-in-1
- Energy Manager+
- Diet Mode+
- 4 Way Swing
- PreCool
- Viraat Mode
- LG ThinQ Wi-Fi Enabled
- HimClean



AS-Q20AWZE
Dual Inverter



KW SERIES

- AI Convertible 6-in-1
- Energy Manager+
- Diet Mode+
- 4 Way Swing
- PreCool
- Viraat Mode
- LG ThinQ Wi-Fi Enabled
- HimClean



AS-Q19KWXE
Smart Inverter



AS-Q19KWZE
Dual Inverter



FW SERIES

- AI Convertible 6-in-1
- Energy Manager+
- Diet Mode+
- 4 Way Swing
- PreCool
- Viraat Mode
- LG ThinQ Wi-Fi Enabled
- HimClean



AS-Q20FWZE
Dual Inverter



SW SERIES

- AI Convertible 6-in-1
- Energy Manager+
- Diet Mode+
- 4 Way Swing
- PreCool
- Viraat Mode
- LG ThinQ Wi-Fi Enabled
- HimClean



AS-Q20SWZE
AS-Q14SWZE
Dual Inverter



Wi-Fi



ZW SERIES

- AI Convertible 6-in-1
- Energy Manager+
- Diet Mode+
- PreCool
- Viraat Mode
- LG ThinQ Wi-Fi Enabled
- HimClean
- 4 Way Swing



AS-Q20ZWZE
Dual Inverter



AI CONVERTIBLE 6-IN-1



AN SERIES

- AI Convertible 6-in-1
- Diet Mode+
- Viraat Mode
- HD Filter with Anti Virus Protection
- HimClean



AS-Q20ANZE
AS-Q14ANZE
Dual Inverter



AS-Q18ANXE
Smart Inverter



PW / CW / HW SERIES

- AI Convertible 6-in-1
- Energy Manager+
- Diet Mode+
- PreCool
- Viraat Mode
- LG ThinQ Wi-Fi Enabled
- HimClean
- 4 Way Swing*



AS-Q20PWZE
Dual Inverter



AS-Q18CWXE
AS-Q18HWXE
Smart Inverter



BN SERIES

- AI Convertible 6-in-1
- Diet Mode+
- Viraat Mode
- 100% Copper Tubes
- HD Filter with Anti Virus Protection
- HimClean



AS-Q20BNZE
Dual Inverter



AS-Q12BNXE
Smart Inverter



EW SERIES

- AI Convertible 6-in-1
- Energy Manager+
- Diet Mode+
- PreCool
- Viraat Mode
- LG ThinQ Wi-Fi Enabled
- HimClean
- 4 Way Swing



AS-Q24EWXE
Dual Inverter



CN SERIES

- AI Convertible 6-in-1
- Viraat Mode
- Diet Mode+
- 100% Copper Tubes
- Auto Clean
- HD Filter with Anti Virus Protection
- HimClean



AS-Q20CNZE
AS-Q14CNZE
Dual Inverter



AS-Q19CNXE
AS-Q12CNXE
Smart Inverter



AI CONVERTIBLE 6-IN-1



DN SERIES

- AI Convertible 6-in-1
- Diet Mode+
- Viraat Mode
- HimClean
- 100% Copper Tubes
- Auto Clean
- HD Filter with Anti Virus Protection



AS-Q18DNXE
Smart Inverter



AI CONVERTIBLE 6-IN-1



JN SERIES

- AI Convertible 6-in-1
- Diet Mode+
- Viraat Mode
- HimClean
- 100% Copper Tubes
- Auto Clean
- HD Filter with Anti Virus Protection



AS-Q20JNZE
AS-Q14JNZE
Dual Inverter



AS-Q18JNXE
AS-Q12JNXE
Smart Inverter



EN SERIES

- AI Convertible 6-in-1
- Diet Mode+
- Viraat Mode
- 100% Copper Tubes
- Auto Clean
- HimClean
- HD Filter with Anti Virus Protection



AS-Q20ENZE
AS-Q14ENZE
Dual Inverter



AS-Q24ENZE
Dual Inverter



AS-Q12ENXE
Smart Inverter



KN SERIES

- AI Convertible 6-in-1
- Diet Mode+
- Viraat Mode
- HimClean
- 100% Copper Tubes
- Auto Clean
- 4 Way Swing*
- HD Filter with Anti Virus Protection



AS-Q20KNZE
Dual Inverter



AS-Q18KNXE
Smart Inverter



HN SERIES

- AI Convertible 6-in-1
- Diet Mode+
- Viraat Mode
- HimClean
- 100% Copper Tubes
- Auto Clean
- 4 Way Swing*
- HD Filter with Anti Virus Protection



AS-Q20HNZE
Dual Inverter



AS-Q19HNXE
Smart Inverter



LN / TN SERIES

- AI Convertible 6-in-1
- Diet Mode+
- Viraat Mode
- HimClean
- 100% Copper Tubes
- Auto Clean
- HD Filter with Anti Virus Protection



AS-Q18LNXE
AS-Q18TNXE
Smart Inverter



AI CONVERTIBLE 6-IN-1



PN SERIES

- AI Convertible 6-in-1
- Diet Mode+
- Viraat Mode
- HimClean
- 100% Copper Tubes
- Auto Clean
- HD Filter with Anti Virus Protection



AS-Q20PNZE
Dual Inverter



AS-Q19PNXE
Smart Inverter



AI CONVERTIBLE 6-IN-1



SN SERIES

- AI Convertible 6-in-1
- Diet Mode+
- Viraat Mode
- HimClean
- 100% Copper Tubes
- Auto Clean
- HD Filter with Anti Virus Protection



AS-Q24SNXE
Dual Inverter



QN SERIES

- AI Convertible 6-in-1
- Diet Mode+
- Viraat Mode
- HimClean
- 100% Copper Tubes
- Auto Clean
- HD Filter with Anti Virus Protection



AS-Q20QNZE
Dual Inverter



AS-Q19QNXE
Smart Inverter



WN SERIES

- AI Convertible 6-in-1
- Diet Mode+
- Viraat Mode
- HimClean
- 100% Copper Tubes
- Auto Clean
- HD Filter with Anti Virus Protection



AS-Q19WNXE
Smart Inverter



RN SERIES

- AI Convertible 6-in-1
- Diet Mode+
- Viraat Mode
- HimClean
- 100% Copper Tubes
- Auto Clean
- HD Filter with Anti Virus Protection



AS-Q20RNZE
Dual Inverter



YN SERIES

- AI Convertible 6-in-1
- Diet Mode+
- Viraat Mode
- HimClean
- 100% Copper Tubes
- Auto Clean
- HD Filter with Anti Virus Protection



AS-Q20YNZE
Dual Inverter



AS-Q18YNXE
AS-Q12YNXE
Smart Inverter



AI CONVERTIBLE 6-IN-1



ZN SERIES

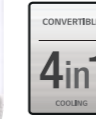
- AI Convertible 6-in-1
- Diet Mode+
- Viraat Mode
- HimClean
- 100% Copper Tubes
- Auto Clean
- HD Filter with Anti Virus Protection



AS-Q18ZNXE
Smart Inverter



WINDOW DUAL INVERTER (Wi-Fi)



- Energy Manager+
- Convertible 4-in-1 Cooling
- LG ThinQ: Wi-Fi Enabled
- 100% Copper Tubes
- Voice Control with Amazon Alexa & Google Assistant
- Top Air Discharge
- Clean Filter Indicator



AW-Q18WWZA
Dual Inverter



AW-Q24WWXA
Dual Inverter



AW-Q18WWXA
Dual Inverter



ESSENTIAL SERIES



ESSENTIAL SERIES

- AI Convertible 6-in-1
- Diet Mode+
- Viraat Mode
- HimClean
- 100% Copper Tubes
- Auto Clean
- HD Filter with Anti Virus Protection



AS-Q11KNVE
AS-Q11FNVE
Smart Inverter



WINDOW DUAL INVERTER (Non Wi-Fi)



- Convertible 4-in-1 Cooling
- Top Air Discharge
- Clean Filter Indicator
- ADC Sensor
- HD Filter with Anti Virus Protection
- Low Gas Detection



AW-Q18WUZA
Dual Inverter



AW-Q18WUXA
Dual Inverter



VIRAAT SERIES



MN SERIES

- AI Convertible 6-in-1
- Diet Mode+
- Viraat Mode
- HimClean
- 100% Copper Tubes
- Auto Clean
- HD Filter with Anti Virus Protection



AS-Q19MNXE
AS-Q19SNXE
Dual Inverter



SPECIFICATION

Series Name			ARTCOOL	AW	FW	JW		KW	
Model / Performance			AS-Q19MWZE	AS-Q20AWZE	AS-Q20FWZE	AS-Q20JWZE	AS-Q14JWZE	AS-Q19KWZE	AS-Q19KWZE
Star Rating			5 Star	5 Star	5 Star	5 Star	5 Star	3 Star	5 Star
Capacity	Cooling/Heating (Rated)	W	5100	5100	5100	5100	3500	5000	5100
	Min-Max	W	1500- 6300	1500- 6300	1500- 6300	1500- 6300	520 - 3950	1940 - 5500	1500- 6300
Energy Efficiency	ISEER Value	Kwh/Kwh	5.77	5.77	5.77	5.77	5.77	4.43	5.77
Annual Power Consumption	As per BEE Label	KWh (units)	684.40	684.40	684.40	684.40	469.56	874.37	684.40
Air Circulation	In/Out	CFM	653 /1730	653 /1730	653 /1730	653 /1730	425/989	653/1080	653 /1730
Noise Level	Indoor**	dB (A)	31	31	31	31	21	31	31
Moisture Removal	Air Circulation Max	(l/hr)	1.8	1.8	1.8	1.8	0.9	1.8	1.8
Electrical									
Compressor	Type/Gas		Dual Rotary /R32	Dual Rotary /R32	Dual Rotary /R32	Dual Rotary /R32	Dual Rotary /R32	Single Rotary / R32	Dual Rotary /R32
Power Supply	Phase/Volatge/Frequency	Ø/V/Hz	1/230/50	1/230/50	1/230/50	1/230/50	1/230/50	1/230/50	1/230/50
Power Input	Cooling/Heating	W	1140	1140	1140	1140	785	1515	1140
Running Current	Cooling (Rated)	A	5.2	5.2	5.2	5.2	4.0	6.9	5.2
Temperature Range	Cooling (min-Max)	°C	16 - 55	16 - 55	16 - 55	16 - 55	16 - 55	16 - 55	16 - 55
	Heating (Min-Max)	°C	-	-	-	-	-	-	-
Key Features									
Compressor			Dual Inverter	Dual Inverter	Dual Inverter	Dual Inverter	Dual Inverter	Smart Inverter	Dual Inverter
Super Convertible 6-in-1, AI			x	x	x	x	x	x	x
Super Convertible 6-in-1, AI Plus			√	√	√	√	√	√	√
VIRAAT			√	√	√	√	√	√	√
LG ThinQ (Wi-Fi)			√	√	√	√	√	√	√
Voice Control with Amazon Alexa			√	√	√	√	√	√	√
Voice Control with Google Assistant			√	√	√	√	√	√	√
Air Swing			4 Way	4 Way	4 Way	4 Way	4 Way	4 Way	4 Way
Anti Allergic Filter			x	x	x	x	x	x	x
HD Filter with Anti Virus Protection			√	√	√	√	√	√	√
15 MTS Air Throw			√	√	√	√	x	√	√
ADC Sensor			√	√	√	√	√	√	√
Cools at 55° C			√	√	√	√	√	√	√
Other Features									
Ez Clean Filter			√	√	√	√	√	√	√
Low Gas Detection			√	√	√	√	√	√	√
100% Copper Condensor			√	√	√	√	√	√	√
Hi Grooved Copper			√	√	√	√	√	√	√
Stabilizer Free Operation			√	√	√	√	√	√	√
Smart Diagnosis System			√	√	√	√	√	√	√
Comfort Air			√	√	√	√	√	√	√
Magic Display			√	√	√	√	√	√	√
Monsoon Comfort/Fresh Dry			√	√	√	√	√	√	√
Self Diagnosis			√	√	√	√	√	√	√
Auto Clean			√	√	√	√	√	√	√
On/ Off Timer			√	√	√	√	√	√	√
Sleep Mode 12Hr			√	√	√	√	√	√	√
Diet Mode+			√	√	√	√	√	√	√
Frost Wash/HimClean			√	√	√	√	√	√	√
Energy Manager+			√	√	√	√	√	√	√
Fan Speed Steps			6	6	6	6	6	6	6
Auto Restart (Memory)			√	√	√	√	√	√	√
On/Off Indicator			√	√	√	√	√	√	√
Remote			New	New	New	New	New	New	New
Backlight Feature Remote			√	√	√	√	√	√	√
Child Lock Feature Remote			√	√	√	√	√	√	√
Look			Black Mirror	E Look	Floral	E Look	E Look	E Look	E Look
DIMENSION & WEIGHT									
Dimension	Indoor (W x H xD)	mm	998 x 345 x 210	998 x 345 x 210	998 x 345 x 210	998 x 345 x 210	837 x 308 x 189	998 x 345 x 210	998 x 345 x 210
	Outdoor (W x H xD)	mm	870 x 650 x 330	870 x 650 x 330	870 x 650 x 330	870 x 650 x 330	770 x 545 x 288	717 x 495 x 230	870 x 650 x 330
Net Weight	Indoor	kg	11.0	11.0	11.0	11.0	8.2	11.0	11.0
	Outdoor	kg	34.0	34.0	34.0	34.0	25.0	23.5	34.0

*Star rating mentioned is as per BEE norms of 2026. **Noise level measured as per standard test conditions. As per standard testing condition.

Series Name			SW		ZW	PW	CW
Model / Performance			AS-Q20SWZE	AS-Q14SWZE	AS-Q20ZWZE	AS-Q20PWZE	AS-Q18CWXE
Star Rating			5 Star	5 Star	5 Star	5 Star	3 Star
Capacity	Cooling/Heating (Rated)	W	5100	3500	5100	5100	4400
	Min-Max	W	1500- 6300	520 - 3950	1500- 6300	1500- 6300	800 - 5000
Energy Efficiency	ISEER Value	Kwh/Kwh	5.77	5.77	5.77	5.77	4.43
Annual Power Consumption	As per BEE Label	KWh (units)	684.40	469.56	684.40	684.40	769.55
Air Circulation	In/Out	CFM	653 /1730	425/989	653 /1730	653 /1730	441/1080
Noise Level	Indoor**	dB (A)	31	21	31	31	26
Moisture Removal	Air Circulation Max	(l/hr)	1.8	0.9	1.8	1.8	1.8
Electrical							
Compressor	Type/Gas		Dual Rotary/ R32	Dual Rotary /R32	Dual Rotary /R32	Dual Rotary /R32	Single Rotary /R32
Power Supply	Phase/Volatge/Frequency	Ø/V/Hz	1/230/50	1/230/50	1/230/50	1/230/50	1/230/50
Power Input	Cooling/Heating	W	1140	785	1140	1140	1270
Running Current	Cooling (Rated)	A	5.2	4.0	5.2	5.2	5.8
Temperature Range	Cooling (min-Max)	°C	16 - 55	16 - 55	16 - 55	16 - 55	16 - 55
	Heating (Min-Max)	°C	-	-	-	-	-
Key Features							
Compressor			Dual Inverter	Dual Inverter	Dual Inverter	Dual Inverter	Smart Inverter
Super Convertible 6-in-1, AI			x	x	x	x	x
Super Convertible 6-in-1, AI Plus			√	√	√	√	√
VIRAAT			√	√	√	√	√
LG ThinQ (Wi-Fi)			√	√	√	√	√
Voice Control with Amazon Alexa			√	√	√	√	√
Voice Control with Google Assistant			√	√	√	√	√
Air Swing			4 Way	4 Way	4 Way	4 Way	4 Way
Anti Allergic Filter			x	x	x	x	x
HD Filter with Anti Virus Protection			√	√	√	√	√
15 MTS Air Throw			√	x	√	√	x
ADC Sensor			√	√	√	√	√
Cools at 55° C			√	√	√	√	√
Other Features							
Ez Clean Filter			√	√	√	√	√
Low Gas Detection			√	√	√	√	√
100% Copper Condensor			√	√	√	√	√
Hi Grooved Copper			√	√	√	√	√
Stabilizer Free Operation			√	√	√	√	√
Smart Diagnosis System			√	√	√	√	√
Comfort Air			√	√	√	√	√
Magic Display			√	√	√	√	√
Monsoon Comfort/Fresh Dry			√	√	√	√	√
Self Diagnosis			√	√	√	√	√
Auto Clean			√	√	√	√	√
On/ Off Timer			√	√	√	√	√
Sleep Mode 12Hr			√	√	√	√	√
Diet Mode+			√	√	√	√	√
Frost Wash/HimClean			√	√	√	√	√
Energy Manager+			√	√	√	√	√
Fan Speed Steps			6	6	6	6	6
Auto Restart (Memory)			√	√	√	√	√
On/Off Indicator			√	√	√	√	√
Remote			New	New	New	New	New
Backlight Feature Remote			√	√	√	√	√
Child Lock Feature Remote			√	√	√	√	√
Look			Semi R Silver	E Look	E Look	E Look	E Look
DIMENSION & WEIGHT							
Dimension	Indoor (W x H xD)	mm	998 x 345 x 210	837 x 308 x 189	998 x 345 x 210	998 x 345 x 210	837 x 308 x 189
	Outdoor (W x H xD)	mm	870 x 650 x 330	770 x 545 x 288	870 x 650 x 330	870 x 650 x 330	717 x 495 x 230
Net Weight	Indoor	kg	11.0	8.2	11.0	11.0	8.2
	Outdoor	kg	34.0	25.0	34.0	34.0	23.5

*Star rating mentioned is as per BEE norms of 2026. **Noise level measured as per standard test conditions. As per standard testing condition.

SPECIFICATION

Series Name			HW	EW	AN			BN		
Model / Performance			AS-Q18HWXE	AS-Q24EWXE	AS-Q20ANZE	AS-Q18ANXE	AS-Q14ANZE	AS-Q20BNZE	AS-Q12BNXE	
Star Rating			3 Star	3 Star	5 Star	3 Star	5 Star	5 Star	3 Star	
Capacity	Cooling/Heating (Rated)	W	4400	6300	5100	4400	3500	5100	3345	
	Min-Max	W	800 - 5000	1800-6800	1500- 6300	1300 - 5000	520 - 3950	1500- 6300	520 - 3700	
Energy Efficiency	ISEER Value	Kwh/Kwh	4.43	4.43	5.77	4.43	5.77	5.77	4.43	
Annual Power Consumption	As per BEE Label	KWh (units)	769.55	1102.04	684.40	769.55	469.56	684.40	584.24	
Air Circulation	In/Out	CFM	441/1080	671/1236	653 /1730	441/1080	425/989	653 /1730	425/989	
Noise Level	Indoor**	dB (A)	26	31	31	26	21	31	21	
Moisture Removal	Air Circulation Max	(l/hr)	1.8	2.8	1.8	1.8	0.9	1.8	0.9	
Electrical										
Compressor	Type/Gas		Single Rotary /R32	Dual Rotary /R32	Dual Rotary /R32	Single Rotary /R32	Dual Rotary /R32	Dual Rotary /R32	Single Rotary / R32	
Power Supply	Phase/Volatge/Frequency	Ø/V/Hz	1/230/50	1/230/50	1/230/50	1/230/50	1/230/50	1/230/50	1/230/50	
Power Input	Cooling/Heating	W	1270	1966	1140	1270	785	1140	940	
Running Current	Cooling (Rated)	A	5.8	9.0	5.2	5.8	4.0	5.2	4.5	
Temperature Range	Cooling (min-Max)	°C	16 - 55	16 - 55	16 - 55	16 - 55	16 - 55	16 - 55	16 - 55	
	Heating (Min-Max)	°C	-	-	-	-	-	-	-	
Key Features										
Compressor			Smart Inverter	Dual Inverter	Dual Inverter	Smart Inverter	Dual Inverter	Dual Inverter	Smart Inverter	
Super Convertible 6-in-1, AI			x	x	√	√	√	√	√	
Super Convertible 6-in-1, AI Plus			√	√	x	x	x	x	x	
VIRAAT			√	√	√	√	√	√	√	
LG ThinQ (Wi-Fi)			√	√	x	x	x	x	x	
Voice Control with Amazon Alexa			√	√	x	x	x	x	x	
Voice Control with Google Assistant			√	√	x	x	x	x	x	
Air Swing			4 Way	4 Way	4 Way	2 Way	4 Way	2 Way	2 Way	
Anti Allergic Filter			x	x	x	x	x	x	x	
HD Filter with Anti Virus Protection			√	√	√	√	√	√	√	
15 MTS Air Throw			x	√	√	x	√	√	x	
ADC Sensor			√	√	√	√	√	√	√	
Cools at 55° C			√	√	√	√	√	√	√	
Other Features										
Ez Clean Filter			√	√	√	√	√	√	√	
Low Gas Detection			√	√	√	√	√	√	√	
100% Copper Condensor			√	√	√	√	√	√	√	
Hi Grooved Copper			√	√	√	√	√	√	√	
Stabilizer Free Operation			√	√	√	√	√	√	√	
Smart Diagnosis System			√	√	√	√	√	√	√	
Comfort Air			√	√	√	√	√	√	√	
Magic Display			√	√	√	√	√	√	√	
Monsoon Comfort/Fresh Dry			√	√	√	√	√	√	√	
Self Diagnosis			√	√	√	√	√	√	√	
Auto Clean			√	√	√	√	√	√	√	
On/ Off Timer			√	√	√	√	√	√	√	
Sleep Mode 12Hr			√	√	√	√	√	√	√	
Diet Mode+			√	√	√	√	√	√	√	
Frost Wash/HimClean			√	√	√	√	√	√	√	
Energy Manager+			√	√	x	x	x	x	x	
Fan Speed Steps			6	6	6	6	6	6	6	
Auto Restart (Memory)			√	√	√	√	√	√	√	
On/Off Indicator			√	√	√	√	√	√	√	
Remote			New	New	New	New	New	New	New	
Backlight Feature Remote			√	√	√	√	√	√	√	
Child Lock Feature Remote			√	√	√	√	√	√	√	
Look			E Look	E Look	E Look	E Look	E Look	E Look	E Look	
DIMENSION & WEIGHT										
Dimension	Indoor (W x H xD)	mm	837 x 308 x 189	998 x 345 x 210	998 x 345 x 210	837 x 308 x 189	837 x 308 x 189	998 x 345 x 210	837 x 308 x 189	
	Outdoor (W x H xD)	mm	717 x 495 x 230	770 x 545 x 288	870 x 650 x 330	717 x 495 x 230	770 x 545 x 288	870 x 650 x 330	717 x 495 x 230	
Net Weight	Indoor	kg	8.2	11.0	11.0	8.2	8.2	11.0	7.5	
	Outdoor	kg	23.5	26.0	34.0	23.5	23.0	34.0	22.0	

*Star rating mentioned is as per BEE norms of 2026. **Noise level measured as per standard test conditions. As per standard testing condition.

Series Name			CN				DN	EN	
Model / Performance			AS-Q20CNZE	AS-Q19CNXE	AS-Q14CNZE	AS-Q12CNXE	AS-Q18DNXE	AS-Q20ENZE	AS-Q14ENZE
Star Rating			5 Star	3 Star	5 Star	3 Star	3 Star	5 Star	5 Star
Capacity	Cooling/Heating (Rated)	W	5100	5000	3500	3345	4400	5100	3500
	Min-Max	W	1500- 6300	1940 - 5500	520 - 3950	520 - 3700	1300 - 5000	1500- 6300	520 - 3950
Energy Efficiency	ISEER Value	Kwh/Kwh	5.77	4.43	5.77	4.43	4.43	5.77	5.77
Annual Power Consumption	As per BEE Label	KWh (units)	684.40	874.37	469.56	584.24	769.55	684.40	469.56
Air Circulation	In/Out	CFM	653 /1730	653/1080	425/989	425/989	441/1080	653 /1730	425/989
Noise Level	Indoor**	dB (A)	31	31	21	21	26	31	21
Moisture Removal	Air Circulation Max	(l/hr)	1.8	1.8	0.9	0.9	1.8	1.8	0.9
Electrical									
Compressor	Type/Gas		Dual Rotary /R32	Single Rotary / R32	Dual Rotary /R32	Single Rotary / R32	Single Rotary /R32	Dual Rotary /R32	Dual Rotary /R32
Power Supply	Phase/Volatge/Frequency	Ø/V/Hz	1/230/50	1/230/50	1/230/50	1/230/50	1/230/50	1/230/50	1/230/50
Power Input	Cooling/Heating	W	1140	1515	785	940	1270	1140	785
Running Current	Cooling (Rated)	A	5.2	6.9	4.0	4.5	5.8	5.2	4.0
Temperature Range	Cooling (min-Max)	°C	16 - 55	16 - 55	16 - 55	16 - 55	16 - 55	16 - 55	16 - 55
	Heating (Min-Max)	°C	-	-	-	-	-	-	-
Key Features									
Compressor			Dual Inverter	Smart Inverter	Dual Inverter	Smart Inverter	Smart Inverter	Dual Inverter	Dual Inverter
Super Convertible 6-in-1, AI			√	√	√	√	√	√	√
Super Convertible 6-in-1, AI Plus			x	x	x	x	x	x	x
VIRAAT			√	√	√	√	√	√	√
LG ThinQ (Wi-Fi)			x	x	x	x	x	x	x
Voice Control with Amazon Alexa			x	x	x	x	x	x	x
Voice Control with Google Assistant			x	x	x	x	x	x	x
Air Swing			4 Way	2 Way	4 Way	2 Way	2 Way	4 Way	4 Way
Anti Allergic Filter			x	x	x	x	x	x	x
HD Filter with Anti Virus Protection			√	√	√	√	√	√	√
15 MTS Air Throw			√	√	x	x	x	√	x
ADC Sensor			√	√	√	√	√	√	√
Cools at 55° C			√	√	√	√	√	√	√
Other Features									
Ez Clean Filter			√	√	√	√	√	√	√
Low Gas Detection			√	√	√	√	√	√	√
100% Copper Condensor			√	√	√	√	√	√	√
Hi Grooved Copper			√	√	√	√	√	√	√
Stabilizer Free Operation			√	√	√	√	√	√	√
Smart Diagnosis System			√	√	√	√	√	√	√
Comfort Air			√	√	√	√	√	√	√
Magic Display			√	√	√	√	√	√	√
Monsoon Comfort/Fresh Dry			√	√	√	√	√	√	√
Self Diagnosis			√	√	√	√	√	√	√
Auto Clean			√	√	√	√	√	√	√
On/ Off Timer			√	√	√	√	√	√	√
Sleep Mode 12Hr			√	√	√	√	√	√	√
Diet Mode+			√	√	√	√	√	√	√
Frost Wash/HimClean			√	√	√	√	√	√	√
Energy Manager+			x	x	x	x	x	x	x
Fan Speed Steps			6	6	6	6	6	6	6
Auto Restart (Memory)			√	√	√	√	√	√	√
On/Off Indicator			√	√	√	√	√	√	√
Remote			New	New	New	New	New	New	New
Backlight Feature Remote			√	√	√	√	√	√	√
Child Lock Feature Remote			√	√	√	√	√	√	√
Look			E Look	E Look	E Look	E Look	E Look	E Look	E Look
DIMENSION & WEIGHT									
Dimension	Indoor (W x H xD)	mm	998 x 345 x 210	998 x 345 x 210	837 x 308 x 189	837 x 308 x 189	998 x 345 x 210	837 x 308 x 189	998 x 345 x 210
	Outdoor (W x H xD)	mm	870 x 650 x 330	717 x 495 x 230	770 x 545 x 288	717 x 495 x 230	770 x 545 x 288	870 x 650 x 330	770 x 545 x 288
Net Weight	Indoor	kg	11.0	11.0	8.2	7.5	8.2	11.0	8.2
	Outdoor	kg	34.0	23.5	25.0	22.0	23.5	34.0	25.0

*Star rating mentioned is as per BEE norms of 2026. **Noise level measured as per standard test conditions. As per standard testing condition.

SPECIFICATION

Series Name			EN		HN		JN	
Model / Performance			AS-Q12ENXE	AS-Q24ENXE	AS-Q19HNXE	AS-Q20HNZE	AS-Q20JNZE	AS-Q18JNXE
Star Rating			3 Star	3 Star	3 Star	5 Star	5 Star	3 Star
Capacity	Cooling/Heating (Rated)	W	3345	6300	5000	5100	5100	4400
	Min-Max	W	520 - 3700	1800-6800	1940 - 5500	1500- 6300	1500- 6300	800 - 5000
Energy Efficiency	ISEER Value	Kwh/Kwh	4.43	4.43	4.43	5.77	5.77	4.43
Annual Power Consumption	As per BEE Label	KWh (units)	584.24	1102.04	874.37	684.40	684.40	769.55
Air Circulation	In/Out	CFM	425/989	671/1236	653/1080	653 /1730	653 /1730	441/1080
Noise Level	Indoor**	dB (A)	21	31	31	31	31	26
Moisture Removal	Air Circulation Max	(l/hr)	0.9	2.8	1.8	1.8	1.8	1.8
Electrical								
Compressor	Type/Gas		Single Rotary / R32	Dual Rotary /R32	Single Rotary / R32	Dual Rotary /R32	Dual Rotary /R32	Single Rotary /R32
Power Supply	Phase/Volatge/Frequency	Ø/V/Hz	1/230/50	1/230/50	1/230/50	1/230/50	1/230/50	1/230/50
Power Input	Cooling/Heating	W	940	1966	1515	1140	1140	1270
Running Current	Cooling (Rated)	A	4.5	9.0	6.9	5.2	5.2	5.8
Temperature Range	Cooling (min-Max)	°C	16 - 55	16 - 55	16 - 55	16 - 55	16 - 55	16 - 55
	Heating (Min-Max)	°C	-	-	-	-	-	-
Key Features								
Compressor			Smart Inverter	Dual Inverter	Smart Inverter	Dual Inverter	Dual Inverter	Smart Inverter
Super Convertible 6-in-1, AI			√	√	√	√	√	√
Super Convertible 6-in-1, AI Plus			x	x	x	x	x	x
VIRAAT			√	√	√	√	√	√
LG ThinQ (Wi-Fi)			x	x	x	x	x	x
Voice Control with Amazon Alexa			x	x	x	x	x	x
Voice Control with Google Assistant			x	x	x	x	x	x
Air Swing			2 Way	4 Way	2 Way	4 Way	4 Way	2 Way
Anti Allergic Filter			x	x	x	x	x	x
HD Filter with Anti Virus Protection			√	√	√	√	√	√
15 MTS Air Throw			x	√	√	√	√	x
ADC Sensor			√	√	√	√	√	√
Cools at 55° C			√	√	√	√	√	√
Other Features								
Ez Clean Filter			√	√	√	√	√	√
Low Gas Detection			√	√	√	√	√	√
100% Copper Condensor			√	√	√	√	√	√
Hi Grooved Copper			√	√	√	√	√	√
Stabilizer Free Operation			√	√	√	√	√	√
Smart Diagnosis System			√	√	√	√	√	√
Comfort Air			√	√	√	√	√	√
Magic Display			√	√	√	√	√	√
Monsoon Comfort/Fresh Dry			√	√	√	√	√	√
Self Diagnosis			√	√	√	√	√	√
Auto Clean			√	√	√	√	√	√
On/ Off Timer			√	√	√	√	√	√
Sleep Mode 12Hr			√	√	√	√	√	√
Diet Mode+			√	√	√	√	√	√
Frost Wash/HimClean			√	√	√	√	√	√
Energy Manager+			x	x	x	x	x	x
Fan Speed Steps			6	6	6	6	6	6
Auto Restart (Memory)			√	√	√	√	√	√
On/Off Indicator			√	√	√	√	√	√
Remote			New	New	New	New	New	New
Backlight Feature Remote			√	√	√	√	√	√
Child Lock Feature Remote			√	√	√	√	√	√
Look			E Look	E Look	E Look	E Look	E Look	E Look
DIMENSION & WEIGHT								
Dimension	Indoor (W x H xD)	mm	837 x 308 x 189	998 x 345 x 210	998 x 345 x 210	998 x 345 x 210	998 x 345 x 210	837 x 308 x 189
	Outdoor (W x H xD)	mm	717 x 495 x 230	770 x 545 x 288	717 x 495 x 230	870 x 650 x 330	870 x 650 x 330	717 x 495 x 230
Net Weight	Indoor	kg	7.5	11.0	11.0	11.0	11.0	8.2
	Outdoor	kg	22.0	26.0	23.5	34.0	34.0	23.5

*Star rating mentioned is as per BEE norms of 2026. **Noise level measured as per standard test conditions. As per standard testing condition.

Series Name			JN		KN		LN	PN	
Model / Performance			AS-Q14JNZE	AS-Q12JNXE	AS-Q20KNZE	AS-Q18KNXE	AS-Q18LNXE	AS-Q19PNXE	AS-Q20PNZE
Star Rating			5 Star	3 Star	5 Star	3 Star	3 Star	3 Star	5 Star
Capacity	Cooling/Heating (Rated)	W	3500	3345	5100	4400	4400	5000	5100
	Min-Max	W	520 - 3950	520 - 3700	1500- 6300	800 - 5000	1300 - 5000	1940 - 5500	1500- 6300
Energy Efficiency	ISEER Value	Kwh/Kwh	5.77	4.43	5.77	4.43	4.43	4.43	5.77
Annual Power Consumption	As per BEE Label	KWh (units)	469.56	584.24	684.40	769.55	769.55	874.37	684.40
Air Circulation	In/Out	CFM	425/989	425/989	653 /1730	441/1080	441/1080	653/1080	653 /1730
Noise Level	Indoor**	dB (A)	21	21	31	26	26	31	31
Moisture Removal	Air Circulation Max	(l/hr)	0.9	0.9	1.8	1.8	1.8	1.8	1.8
Electrical									
Compressor	Type/Gas		Dual Rotary /R32	Single Rotary / R32	Dual Rotary /R32	Single Rotary /R32	Single Rotary /R32	Single Rotary / R32	Dual Rotary /R32
Power Supply	Phase/Volatge/Frequency	Ø/V/Hz	1/230/50	1/230/50	1/230/50	1/230/50	1/230/50	1/230/50	1/230/50
Power Input	Cooling/Heating	W	785	940	1140	1270	1270	1515	1140
Running Current	Cooling (Rated)	A	4.0	4.5	5.2	5.8	5.8	6.9	5.2
Temperature Range	Cooling (min-Max)	°C	16 - 55	16 - 55	16 - 55	16 - 55	16 - 55	16 - 55	16 - 55
	Heating (Min-Max)	°C	-	-	-	-	-	-	-
Key Features									
Compressor			Dual Inverter	Smart Inverter	Dual Inverter	Smart Inverter	Smart Inverter	Smart Inverter	Dual Inverter
Super Convertible 6-in-1, AI			√	√	√	√	√	√	√
Super Convertible 6-in-1, AI Plus			x	x	x	x	x	x	x
VIRAAT			√	√	√	√	√	√	√
LG ThinQ (Wi-Fi)			x	x	x	x	x	x	x
Voice Control with Amazon Alexa			x	x	x	x	x	x	x
Voice Control with Google Assistant			x	x	x	x	x	x	x
Air Swing			4 Way	2 Way	4 Way	2 Way	2 Way	2 Way	4 Way
Anti Allergic Filter			x	x	x	x	x	x	x
HD Filter with Anti Virus Protection			√	√	√	√	√	√	√
15 MTS Air Throw			x	x	√	x	x	√	√
ADC Sensor			√	√	√	√	√	√	√
Cools at 55° C			√	√	√	√	√	√	√
Other Features									
Ez Clean Filter			√	√	√	√	√	√	√
Low Gas Detection			√	√	√	√	√	√	√
100% Copper Condensor			√	√	√	√	√	√	√
Hi Grooved Copper			√	√	√	√	√	√	√
Stabilizer Free Operation			√	√	√	√	√	√	√
Smart Diagnosis System			√	√	√	√	√	√	√
Comfort Air			√	√	√	√	√	√	√
Magic Display			√	√	√	√	√	√	√
Monsoon Comfort/Fresh Dry			√	√	√	√	√	√	√
Self Diagnosis			√	√	√	√	√	√	√
Auto Clean			√	√	√	√	√	√	√
On/ Off Timer			√	√	√	√	√	√	√
Sleep Mode 12Hr			√	√	√	√	√	√	√
Diet Mode+			√	√	√	√	√	√	√
Frost Wash/HimClean			√	√	√	√	√	√	√
Energy Manager+			x	x	x	x	x	x	x
Fan Speed Steps			6	6	6	6	6	6	6
Auto Restart (Memory)			√	√	√	√	√	√	√
On/Off Indicator			√	√	√	√	√	√	√
Remote			New	New	New	New	New	New	New
Backlight Feature Remote			√	√	√	√	√	√	√
Child Lock Feature Remote			√	√	√	√	√	√	√
Look			E Look	E Look	E Look	E Look	E Look	E Look	E Look
DIMENSION & WEIGHT									
Dimension	Indoor (W x H xD)	mm	837 x 308 x 189	837 x 308 x 189	998 x 345 x 210	837 x 308 x 189	837 x 308 x 189	998 x 345 x 210	998 x 345 x 210
	Outdoor (W x H xD)	mm	770 x 545 x 288	717 x 495 x 230	870 x 650 x 330	717 x 495 x 230	717 x 495 x 230	717 x 495 x 230	870 x 650 x 330
Net Weight	Indoor	kg	8.2	7.5	11.0	7.0	8.2	11.0	11.0
	Outdoor	kg	25.0	22.0	34.0	23.5	23.5	23.5	34.0

*Star rating mentioned is as per BEE norms of 2026. **Noise level measured as per standard test conditions. As per standard testing condition.

SPECIFICATION

Series Name			QN		RN	SN	TN	WN
Model / Performance			AS-Q19QNXE	AS-Q20QNZE	AS-Q20RNZE	AS-Q24SNXE	AS-Q18TNXE	AS-Q19WVNXE
Star Rating			3 Star	5 Star	5 Star	3 Star	3 Star	3 Star
Capacity	Cooling/Heating (Rated)	W	5000	5100	5100	6300	4400	5000
	Min-Max	W	1940 - 5500	1500- 6300	1500- 6300	1800-6800	1300 - 5000	1940 - 5500
Energy Efficiency	ISEER Value	Kwh/Kwh	4.43	5.77	5.77	4.43	4.43	4.43
Annual Power Consumption	As per BEE Label	KWh (units)	874.37	684.40	684.40	1102.04	769.55	874.37
Air Circulation	In/Out	CFM	653/1080	653 /1730	653 /1730	671/1236	441/1080	653/1080
Noise Level	Indoor**	dB (A)	31	31	31	31	26	31
Moisture Removal	Air Circulation Max	(l/hr)	1.8	1.8	1.8	2.8	1.8	1.8
Electrical								
Compressor	Type/Gas		Single Rotary /R32	Dual Rotary /R32	Dual Rotary /R32	Dual Rotary /R32	Single Rotary /R32	Single Rotary /R32
Power Supply	Phase/Volatge/Frequency	Ø/V/Hz	1/230/50	1/230/50	1/230/50	1/230/50	1/230/50	1/230/50
Power Input	Cooling/Heating	W	1515	1140	1140	1966	1270	1515
Running Current	Cooling (Rated)	A	6.9	5.2	5.2	9.0	5.8	6.9
Temperature Range	Cooling (min-Max)	°C	16 - 55	16 - 55	16 - 55	16 - 55	16 - 55	16 - 55
	Heating (Min-Max)	°C	-	-	-	-	-	-
Key Features								
Compressor			Smart Inverter	Dual Inverter	Dual Inverter	Dual Inverter	Smart Inverter	Smart Inverter
Super Convertible 6-in-1, AI			√	√	√	√	√	√
Super Convertible 6-in-1, AI Plus			x	x	x	x	x	x
VIRAAT			√	√	√	√	√	√
LG ThinQ (Wi-Fi)			x	x	x	x	x	x
Voice Control with Amazon Alexa			x	x	x	x	x	x
Voice Control with Google Assistant			x	x	x	x	x	x
Air Swing			2 Way	4 Way	4 Way	4 Way	2 Way	2 Way
Anti Allergic Filter			x	x	x	x	x	x
HD Filter with Anti Virus Protection			√	√	√	√	√	√
15 MTS Air Throw			√	√	√	√	x	√
ADC Sensor			√	√	√	√	√	√
Cools at 55° C			√	√	√	√	√	√
Other Features								
Ez Clean Filter			√	√	√	√	√	√
Low Gas Detection			√	√	√	√	√	√
100% Copper Condensor			√	√	√	√	√	√
Hi Grooved Copper			√	√	√	√	√	√
Stabilizer Free Operation			√	√	√	√	√	√
Smart Diagnosis System			√	√	√	√	√	√
Comfort Air			√	√	√	√	√	√
Magic Display			√	√	√	√	√	√
Monsoon Comfort/Fresh Dry			√	√	√	√	√	√
Self Diagnosis			√	√	√	√	√	√
Auto Clean			√	√	√	√	√	√
On/ Off Timer			√	√	√	√	√	√
Sleep Mode 12Hr			√	√	√	√	√	√
Diet Mode+			√	√	√	√	√	√
Frost Wash/HimClean			√	√	√	√	√	√
Energy Manager+			x	x	x	x	x	x
Fan Speed Steps			6	6	6	6	6	6
Auto Restart (Memory)			√	√	√	√	√	√
On/Off Indicator			√	√	√	√	√	√
Remote			New	New	New	New	New	New
Backlight Feature Remote			√	√	√	√	√	√
Child Lock Feature Remote			√	√	√	√	√	√
Look			E Look	E Look	E Look	Semi R Silver	E Look	E Look
DIMENSION & WEIGHT								
Dimension	Indoor (W x H xD)	mm	998 x 345 x 210	998 x 345 x 210	998 x 345 x 210	998 x 345 x 210	837 x 308 x 189	998 x 345 x 210
	Outdoor (W x H xD)	mm	717 x 495 x 230	870 x 650 x 330	870 x 650 x 330	770 x 545 x 288	717 x 495 x 230	717 x 495 x 230
Net Weight	Indoor	kg	11.0	11.0	11.0	11.0	8.2	11.0
	Outdoor	kg	23.5	34.0	34.0	26.0	23.5	23.5

*Star rating mentioned is as per BEE norms of 2026. **Noise level measured as per standard test conditions. As per standard testing condition.

Series Name			YN				ZN
Model / Performance			AS-Q20YNZE	AS-Q18YNXE	AS-Q14YNZE	AS-Q12YNXE	AS-Q18ZNXE
Star Rating			5 Star	3 Star	5 Star	3 Star	3 Star
Capacity	Cooling/Heating (Rated)	W	5100	4400	3500	3345	4400
	Min-Max	W	1500- 6300	1300 - 5000	520 - 3950	520 - 3700	1300 - 5000
Energy Efficiency	ISEER Value	Kwh/Kwh	5.77	4.43	5.77	4.43	4.43
Annual Power Consumption	As per BEE Label	KWh (units)	684.40	769.55	469.56	584.24	769.55
Air Circulation	In/Out	CFM	653 /1730	441/1080	425/989	425/989	441/1080
Noise Level	Indoor**	dB (A)	31	26	21	21	26
Moisture Removal	Air Circulation Max	(l/hr)	1.8	1.8	0.9	0.9	1.8
Electrical							
Compressor	Type/Gas		Dual Rotary /R32	Single Rotary /R32	Dual Rotary /R32	Single Rotary /R32	Single Rotary /R32
Power Supply	Phase/Volatge/Frequency	Ø/V/Hz	1/230/50	1/230/50	1/230/50	1/230/50	1/230/50
Power Input	Cooling/Heating	W	1140	1270	785	940	1270
Running Current	Cooling (Rated)	A	5.2	5.8	4.0	4.5	5.8
Temperature Range	Cooling (min-Max)	°C	16 - 55	16 - 55	16 - 55	16 - 55	16 - 55
	Heating (Min-Max)	°C	-	-	-	-	-
Key Features							
Compressor			Dual Inverter	Smart Inverter	Dual Inverter	Smart Inverter	Smart Inverter
Super Convertible 6-in-1, AI			√	√	√	√	√
Super Convertible 6-in-1, AI Plus			x	x	x	x	x
VIRAAT			√	√	√	√	√
LG ThinQ (Wi-Fi)			x	x	x	x	x
Voice Control with Amazon Alexa			x	x	x	x	x
Voice Control with Google Assistant			x	x	x	x	x
Air Swing			4 Way	2 Way	4 Way	2 Way	2 Way
Anti Allergic Filter			x	x	x	x	x
HD Filter with Anti Virus Protection			√	√	√	√	√
15 MTS Air Throw			√	x	x	x	x
ADC Sensor			√	√	√	√	√
Cools at 55° C			√	√	√	√	√
Other Features							
Ez Clean Filter			√	√	√	√	√
Low Gas Detection			√	√	√	√	√
100% Copper Condensor			√	√	√	√	√
Hi Grooved Copper			√	√	√	√	√
Stabilizer Free Operation			√	√	√	√	√
Smart Diagnosis System			√	√	√	√	√
Comfort Air			√	√	√	√	√
Magic Display			√	√	√	√	√
Monsoon Comfort/Fresh Dry			√	√	√	√	√
Self Diagnosis			√	√	√	√	√
Auto Clean			√	√	√	√	√
On/ Off Timer			√	√	√	√	√
Sleep Mode 12Hr			√	√	√	√	√
Diet Mode+			√	√	√	√	√
Frost Wash/HimClean			√	√	√	√	√
Energy Manager+			x	x	x	x	x
Fan Speed Steps			6	6	6	6	6
Auto Restart (Memory)			√	√	√	√	√
On/Off Indicator			√	√	√	√	√
Remote			New	New	New	New	New
Backlight Feature Remote			√	√	√	√	√
Child Lock Feature Remote			√	√	√	√	√
Look			E Look	E Look	E Look	E Look	E Look
DIMENSION & WEIGHT							
Dimension	Indoor (W x H xD)	mm	998 x 345 x 210	837 x 308 x 189	837 x 308 x 189	837 x 308 x 189	837 x 308 x 189
	Outdoor (W x H xD)	mm	870 x 650 x 330	717 x 495 x 230	770 x 545 x 288	717 x 495 x 230	717 x 495 x 230
Net Weight	Indoor	kg	11.0	8.2	8.2	7.5	8.2
	Outdoor	kg	34.0	23.5	25.0	22.0	23.5

*Star rating mentioned is as per BEE norms of 2026. **Noise level measured as per standard test conditions. As per standard testing condition.

SPECIFICATION

Series Name			Essential Series		Viraat Series	
Model / Performance			AS-Q11KNVE	AS-Q11FNVE	AS-Q19MNXE	AS-Q19SNXE
Star Rating			2 Star	2 Star	3 Star	3 Star
Capacity	Cooling/Heating (Rated)	W	2930	2930	5300	5300
	Min-Max	W	520 - 3200	520 - 3200	1300 - 6000	1300 - 6000
Energy Efficiency	ISEER Value	Kwh/Kwh	3.92	3.92	4.43	4.43
Annual Power Consumption	As per BEE Label	KWh (units)	577.95	577.95	927.09	927.09
Air Circulation	In/Out	CFM	425/989	425/989	653/1236	653/1236
Noise Level	Indoor**	dB (A)	21	21	31	31
Moisture Removal	Air Circulation Max	(l/hr)	0.9	0.9	1.8	1.8
Electrical						
Compressor	Type/Gas		Single Rotary / R32	Single Rotary / R32	Dual Rotary /R32	Dual Rotary /R32
Power Supply	Phase/Volatge/Frequency	Ø/V/Hz	1/230/50	1/230/50	1/230/50	1/230/50
Power Input	Cooling/Heating	W	1010	1010	1600	1600
Running Current	Cooling (Rated)	A	5.0	5.0	7.3	7.3
Temperature Range	Cooling (min-Max)	°C	16 - 55	16 - 55	16 - 55	16 - 55
	Heating (Min-Max)	°C	-	-	-	-
Key Features						
Compressor			Smart Inverter	Smart Inverter	Dual Inverter	Dual Inverter
Super Convertible 6-in-1, AI			✓	✓	✓	✓
Super Convertible 6-in-1, AI Plus			x	x	x	x
VIRAAT			✓	✓	✓	✓
LG ThinQ (Wi-Fi)			x	x	x	x
Voice Control with Amazon Alexa			x	x	x	x
Voice Control with Google Assistant			x	x	x	x
Air Swing			2 Way	2 Way	4 Way	4 Way
Anti Allergic Filter			x	x	x	x
HD Filter with Anti Virus Protection			✓	✓	✓	✓
15 MTS Air Throw			x	x	✓	✓
ADC Sensor			✓	✓	✓	✓
Cools at 55° C			✓	✓	✓	✓
Other Features						
Ez Clean Filter			✓	✓	✓	✓
Low Gas Detection			✓	✓	✓	✓
100% Copper Condensor			✓	✓	✓	✓
Hi Grooved Copper			✓	✓	✓	✓
Stabilizer Free Operation			✓	✓	✓	✓
Smart Diagnosis System			✓	✓	✓	✓
Comfort Air			✓	✓	✓	✓
Magic Display			✓	✓	✓	✓
Monsoon Comfort/Fresh Dry			✓	✓	✓	✓
Self Diagnosis			✓	✓	✓	✓
Auto Clean			✓	✓	✓	✓
On/ Off Timer			✓	✓	✓	✓
Sleep Mode 12Hr			✓	✓	✓	✓
Diet Mode+			✓	✓	✓	✓
Frost Wash/HimClean			✓	✓	✓	✓
Energy Manager+			x	x	x	x
Fan Speed Steps			6	6	6	6
Auto Restart (Memory)			✓	✓	✓	✓
On/Off Indicator			✓	✓	✓	✓
Remote			New	New	New	New
Backlight Feature Remote			✓	✓	✓	✓
Child Lock Feature Remote			✓	✓	✓	✓
Look			E Look	Floral	E Look	Semi R Silver
DIMENSION & WEIGHT						
Dimension	Indoor (W x H xD)	mm	682 x 308 x 189	682 x 308 x 189	998 x 345 x 210	998 x 345 x 210
	Outdoor (W x H xD)	mm	717 x 495 x 230	717 x 495 x 230	770 x 545 x 288	770 x 545 x 288
Net Weight	Indoor	kg	7.0	7.0	11.0	11.0
	Outdoor	kg	21.0	21.0	25.0	25.0

*Star rating mentioned is as per BEE norms of 2026. **Noise level measured as per standard test conditions. As per standard testing condition.

Model Performance			AW-Q18WWZA	AW-Q18WUZA	AW-Q24WWXA	AW-Q18WWXA	AW-Q18WUXA
Star Rating			5 Star	5 Star	3 Star	3 Star	3 Star
Capacity	Cooling (Rated)	W	5000	5000	6200	4700	4700
	Cooling Capacity (50%- 100%)	W	1990-5680	1990-5680	2120-6200	2020-5000	2020-5000
Energy Efficiency	ISEER Value	Kwh/Kwh	3.81	3.81	3.40	3.40	3.40
Annual Power Consumption	As per BEE Label	KWh (units)	1017.08	1017.08	1410.11	1070.79	1070.79
Air Circulation	Indoor	CFM	459	459	501	459	459
Noise Level	Indoor**	dB	44	44	44	44	44
Electrical							
Compressor	Type/Gas		Dual Rotary / R32	Dual Rotary / R32	Dual Rotary / R32	Dual Rotary / R32	Dual Rotary / R32
Power Supply	Phase/Volatge/Frequency	Ø/V/Hz	1/230/50	1/230/50	1/230/50	1/230/50	1/230/50
Power Input	Cooling	W	1520	1520	2260	1650	1650
Running Current	Cooling	A	6.9	6.9	10.3	7.5	7.5
Key Features							
Smart ThinQ (Wi-Fi)			✓	x	✓	✓	x
Voice Control (Works with Alexa, Google Assistance)			✓	x	✓	✓	x
Convertible 4in1			✓	✓	✓	✓	✓
Smart Diagnosis System			✓	✓	✓	✓	✓
Top Air Discharge			✓	✓	✓	✓	✓
Clean Filter Indicator			✓	✓	✓	✓	✓
Ocean Black Protection			✓	✓	✓	✓	✓
Other Features							
HD Filter			✓	✓	✓	✓	✓
Low Gas Detection			✓	✓	✓	✓	✓
Air Direction (Manual)			4 Way	4 Way	4 Way	4 Way	4 Way
Operation Control			Electronic (Tactile)	Electronic (Tactile)	Electronic (Tactile)	Electronic (Tactile)	Electronic (Tactile)
KW Manager			✓	x	✓	✓	x
Auto Restart (Memory)			✓	✓	✓	✓	✓
Mode			High / Mid / Low / Sleep	High / Mid / Low / Sleep	High / Mid / Low / Sleep	High / Mid / Low / Sleep	High / Mid / Low / Sleep
Speed Setting (Fan)			3	3	3	3	3
On/ Off Timer			✓	✓	✓	✓	✓
Display Type			LED	LED	LED	LED	LED
Remote Display			LCD	LCD	LCD	LCD	LCD
DIMENSION & WEIGHT							
Dimension (WxHxD) mm			660x450x779	660x450x779	660x450x779	660x450x779	660x450x779
Net Weight (kg)			48	48	48	47	47

*Star rating mentioned is as per BEE norms of 2026. **Noise level measured as per standard test conditions. As per standard testing condition.